




TRIM-TEX^{INC.}
DRYWALL PRODUCTS



*Over 40 years of
High Quality Products
Made in the U.S.A.*



*For More Design Ideas,
Get Inspired at:*



2012

COMMERCIAL & RESIDENTIAL

PRODUCTS

Mud Set Corner Beads
Rigid Vinyl Drywall Beads
Corner Caps • Accessories
Installation • Finishing Tools
Expansion Joints • Ceiling Products
Crown Moldings • Abrasive Products
Spray Adhesives • Drywall Art Beads

Ph:1-800-874-2333
Fx:1-800-644-0216

Design & Training Center



Trim-Tex Design & Training Center offers tuition free courses. Become a Trim-Tex Certified Bead Technician. Our courses are open to: Contractors, Builders, Architects, Designers and Drywall Professionals.

For questions and registration contact:

Karyn Newman, Design & Training Center Coordinator
847-679-3000 | KarynN@trim-tex.com



**Over 40 years of
High Quality Products**

**All products manufactured by
Trim-Tex are made in the U.S.A.**

GREEN CERTIFIED

Trim-Tex Vinyl Beads have always been produced with at least 70% Recycled Content.

Over 99% of our punch outs and out of spec product is recycled into top quality finished goods.

Vinyl Beads will never rust, so they'll last the life of your building. Excellent for oceanfront hotels and developments.

Trim-Tex 847 Spray Adhesive is VOC compliant in all states that regulate VOC content.




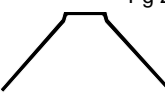








Trim-Tex has recycling programs in place for all corrugated, paper, skids and steel used in our operations.

Trim-Tex has a full line of layering beads allowing you to create Drywall Art with leftover strips of drywall that would normally be thrown away.

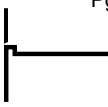
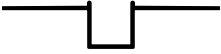


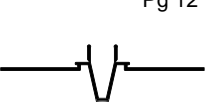

Table of Contents

Mud Set Beads.....	2-5	Chamfer Beads.....	22-23
Architectural Series Rigid Corner Beads.....	6	350 Bull Beads	24-25
Tear Away Beads.....	7	¾" Bullnose Beads	26-27
Architectural Series Shadow, Reveal, L Beads	8-9	1½" Bullnose Beads	28
Specialty Tear Away & Trim Beads.....	10-11	Step A Bull	29
Acoustical Ceiling & Expansion Beads.....	12	Crown Moldings & Decorative Beads.....	30-31
J Beads & Snap Caps	13	Prefinished Wallboard Beads	32
Fast Caps & Bullnose Fast Caps.....	14	Auto Mixer	33
90° Corner Beads	16	Abrasives & Black Widow Pro Series Tools	34-35
Splayed & Inside Corner Beads	17	Installation Products & Staple Guns.....	36-37
Shadow, Reveal & L Beads.....	18	Backing Products.....	38
Super, Giant, Regular Bullnose L Beads.....	19	North Safety Products	39
EZ-Tray.....	20	Irwin Tools	40
Magic Corner.....	21	Drywall Art Gallery.....	41-43


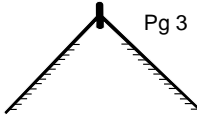




Corner Beads

 Pg 6	 Pg 16	 Pg 21	 Pg 23	 Pg 23	 Pg 24
 Pg 26	 Pg 28	 Pg 29	 Pg 29	 Pg 29	 Pg 31

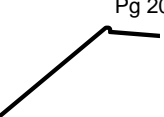
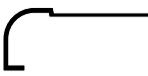

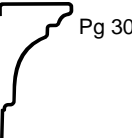
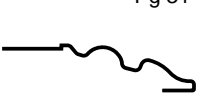

Commercial Beads

 Pg 7	 Pg 8	 Pg 9	 Pg 12	 Pg 12	 Pg 13
--	--	--	---	---	---

Mud Set Beads

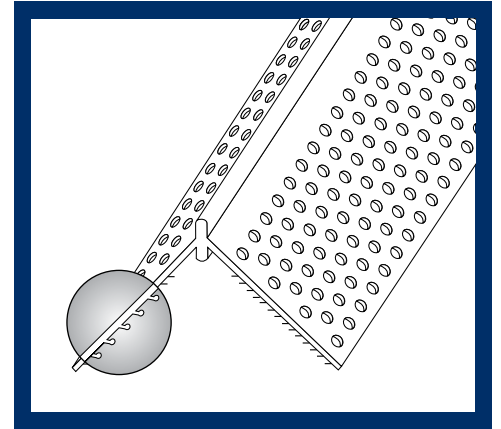
 Pg 3	 Pg 3	 Pg 3	 Pg 3	 Pg 4	 Pg 4
--	--	--	---	--	--

Decorative Beads

 Pg 20	 Pg 25	 Pg 27	 Pg 30	 Pg 31	 Pg 31
---	---	---	--	---	---

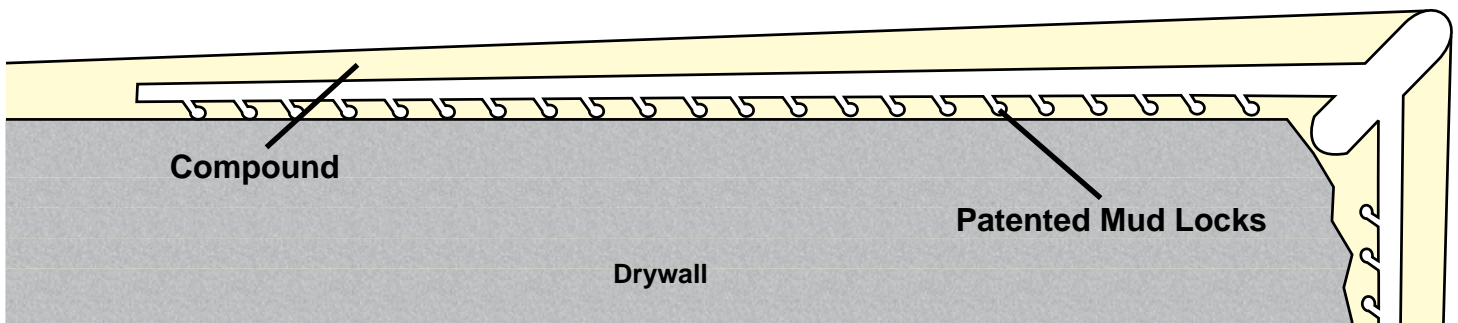
Another Trim-Tex Innovation: A Better Product at an Affordable Price

MUD SET BEADS



U.S. PATENT #7,788,865

Apply Fill Coat Same Day, Save 25% on Labor



MUD SET BEAD ADVANTAGES

- Absorbs extreme impact.
- 3.5 times more bonding surface.
- Engineered hole pattern allows the bead to self level.
- No cracks or call backs guaranteed.
- Apply fill coat at the same time.
- Superior corner bead at a lower cost.
- Never Dents, Rusts or Molds.
- No paper to scuff or blister.
- 100% rigid vinyl.

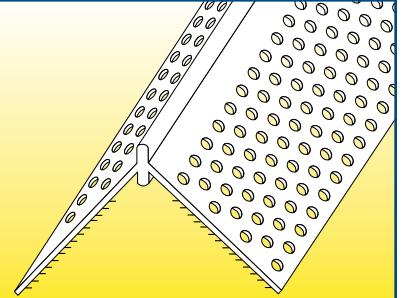


Mud Set Beads feature sharp design of architectural series - pg. 6

Mud Set Rigid Corner Bead

- I-Beam is 3 times more rigid than standard vinyl corner bead & creates a sharper corner.
- Mud Lock technology assures no cracks or call backs, guaranteed.
- Micro Perforations allow faster installation (less rolling).
- Features wider mud legs than standard corner bead; a full 1 $\frac{1}{8}$ " wide.
- Compatible with all hoppers and most roller tools.

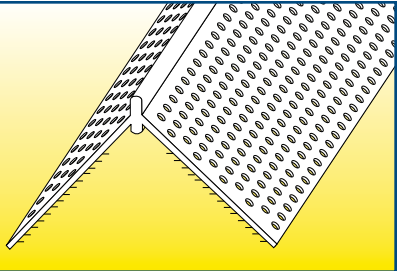
STOCK No.	LENGTH	Pcs. PER BOX
MSR007	7'	40
MSR008	8'	40
MSR009	9'	40
MSR010	10'	40
MSR012	12'	40



Mud Set Rigid Jumbo Corner Bead

- All the advantages of Mud Set Rigid Corner Bead in a larger Jumbo size.
- Perfect for soffits, balconies or wherever a long, straight run of bead is needed.
- Extra wide 1 $\frac{3}{4}$ " mud legs easily finish two layers of $\frac{5}{8}$ " drywall.

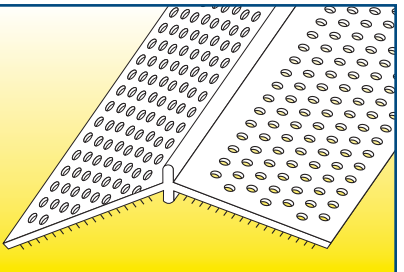
STOCK No.	LENGTH	Pcs. PER BOX
MSRJ08	8'	35
MSRJ09	9'	35
MSRJ10	10'	35
MSRJ12	12'	35



Mud Set Adjustable Splayed Corner

- Features our patented mud lock technology, rigid I-beam design as well as adjustable mud legs.
- High tech hinge allows for easy angle adjustment.
- Unique design allows this oversized bead to adjust from 115° to 155° outside corner.

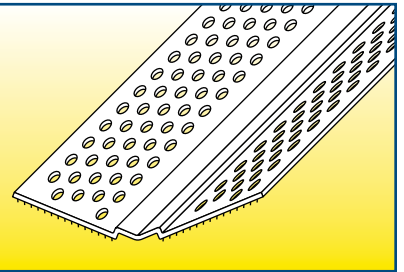
STOCK No.	LENGTH	Pcs. PER BOX
MSRS08	8'	25
MSRS10	10'	25
MSRS12	12'	25



Mud Set Adjustable Inside Corner

- Features our patented Mud Lock technology and engineered hole pattern that allows the bead to quickly self level.
- Unique center hinge design allows it to adjust from a 70° inside corner to a 150° inside corner.

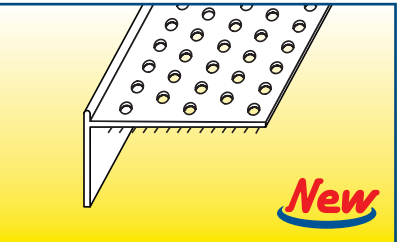
STOCK No.	LENGTH	Pcs. PER BOX
MS4308	8'	50
MS4309	9'	50
MS4310	10'	50



Mud Set L Bead

- The Mud Set L Bead features patented Mud Lock technology and a sharp mud bump design.
- Available for $\frac{1}{2}$ " & $\frac{5}{8}$ " drywall.
- Cut the bead to length, apply an 1 $\frac{1}{2}$ " wide layer of compound to the drywall, set the bead in place and you can fill coat the bead the same day. No more waiting for the setting coat to dry.


STOCK No.	SIZE	LENGTH	Pcs. PER BOX
MS3210	$\frac{1}{2}$ "	10'	80
MS3310	$\frac{5}{8}$ "	10'	80



Mud Set Flat Tear Away

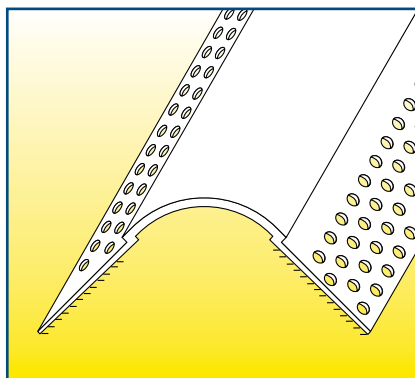
- The popular Flat Tear Away L Bead is now available in a mud set version with an extra long tear away strip.
- Flat Tear Away works with any size drywall and makes it easy to create a finished edge where drywall terminates at other substrates or building components such as windows or doors.
- The tear away strip acts as a guide for your taping knife as well as a protective masking.

STOCK No.	LENGTH	Pcs. PER BOX
MS9000XT	10'	40



• Mud Set Magic Corner - See pg 21

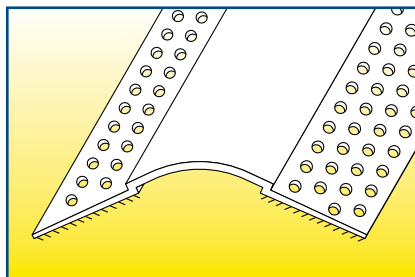
4 Mud Set Beads



Mud Set 3/4" R. Bullnose Corner Bead

- Superior corner bead at a lower cost, featuring patented Mud Lock technology with 350% more bonding surface.
- Will not dent, blister or fuzz up and absorbs extreme impact.
- Engineered hole pattern allows excess mud to flow through & quickly self level the bead, saving time & materials.
- Mud Set Bullnose Corner Bead perfectly matches all 3/4" Bullnose Archways, Accessories & Tools.
- Rust proof rigid vinyl bead does not promote mold growth.


STOCK No.	LENGTH	Pcs. PER BOX
MS7008	8'	40
MS7009	9'	40
MS7010	10'	40
MS7012	12'	40



Mud Set Adjustable Splayed Bullnose

- Features our patented mud lock technology as well as adjustable mud legs.
- The product fits a standard 135° outside angle and the adjustable mud legs allow the product to flex into tighter or larger angles to adjust for imperfect framing between 115° and 155°.

STOCK No.	LENGTH	Pcs. PER BOX
MS7308	8'	40
MS7310	10'	40
MS7312	12'	40

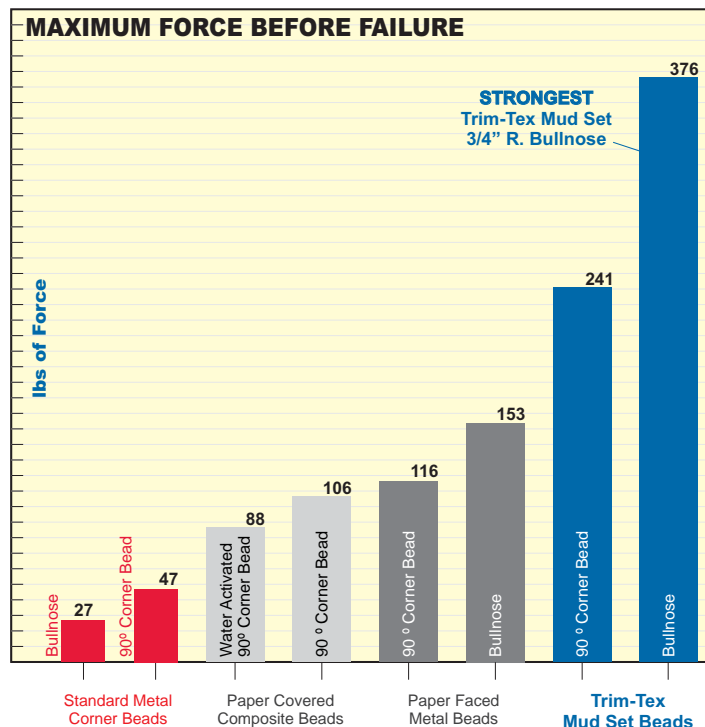


Mud Set 350 Bull™ Corner Bead

- Ultra strong 3/8" R. bullnose features patented Mud Lock technology with 350% more bonding surface.
- Will not dent, blister or fuzz up and absorbs extreme impact
- Engineered hole pattern allows excess mud to flow through & quickly self level the bead, saving time & materials.
- Rust proof rigid vinyl bead does not promote mold growth.

STOCK No.	LENGTH	Pcs. PER BOX
MS35008	8'	40
MS35010	10'	40

Trim-Tex Mud Set, World's Strongest Bead



What We Did...

Trim-Tex took 8 of the most commonly used corner beads in the industry and installed them on 32 outside corners (4 of each) with the same drywall compound. After the beads were installed and cured they were then pulled from their corners with a force calculating apparatus. The average was then calculated for the maximum force before failure. The data collected showed Trim-Tex Corner Beads having the strongest bond.

MUD SET BEADS

Compound Applicator By: TAPEPRO

- The Compound Applicator is a simple, easy to use tool designed to lay down a coat of compound for setting Trim-Tex Mud Set Beads.
- Simply dip the end of the tool into your bucket of compound and use the plunger to pull compound into the tool.
- Attach the Mud Head (below) and apply a consistent layer of compound to your outside corner.

STOCK No.	Pcs. PER BOX
450	1



90° Outside Mud Head By: TAPEPRO

- The 90° Outside Mud Head is designed to be used with the compound applicator shown above.
- This Mud Head will lay down a perfectly even coat of compound and can be used with Mud Set Rigid or Bullnose 90° outside corners.

STOCK No.	Pcs. PER BOX
451	1



90° Pro Series Quad Roller By: TAPEPRO

- The 90° Pro Series Quad Roller is designed to install 90° Mud Set Rigid Corner Bead.
- The roller tool features 4 self aligning wheels that conform to variations in the outside corner, applying even pressure to the bead and ensuring a straight installation.
- Comes with a 54" Aluminum pole.

STOCK No.	STYLE	Pcs. PER BOX
460	90°	1



Pro Series Rollers

- The Pro Series Rollers are exclusively designed to install Trim-Tex Mud Set Beads.
- 385 Tool installs both 90° Rigid and 90° Bullnose Mud Set Beads.
- 386 Tool installs splayed versions of these beads.

STOCK No.	STYLE	Pcs. PER BOX
385	90°	1
386	SPLAYED	1
387	350 BULL	1



Pro Series 4 in 1 Hopper

- Saves joint compound and reduces mess.
- Stable & sturdy, the tall Pro Series Hopper Stand allows you to coat beads without having to bend down excessively.
- Contains inserts for 90° and splayed corners including bullnose.
- Rugged polypropylene resin container resists dents and dings.
- Weights 5 lbs.
- Replacement insert 390R contains 1 insert for 90° regular and bullnose.

STOCK No.	DESCRIPTION	Pcs. PER BOX
390	HOPPER	1
390R	REPLC. RUBBER WIPERS	1
390B	REPLACEMENT BASE	1
390G	REPLACEMENT GATES	1
391	STAND	1



Feed bead through hopper.



Quick and Easy Installation

- 25% Faster to install.
- No need to thin the mud.
- Rigid bead installs with just 1 roller swipe.
- No paper flaps to embed.
- Apply fill coat immediately.



Trim-Tex Architectural Series

Creating sharp, crisp corners has just gotten easier, thanks to the Trim-Tex Architectural Series. Our new architectural corner beads feature patented I-beam technology.

Complete Product Line

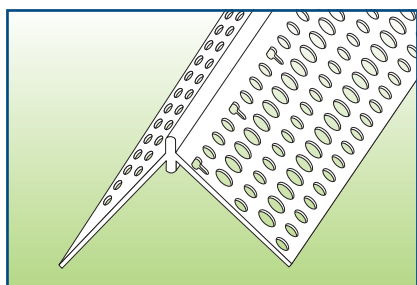
Trim-Tex Architectural Series Beads all match. The consistent sharp mud bumps ensure that all products have a clean, sharp, consistent look.

*LOOK FOR PRODUCTS FEATURED ON GREEN BACKGROUNDS

LEED & Green

All Trim-Tex Vinyl Beads have always been produced with at least 70% recycled content. Paperless vinyl beads do not provide a food source for mold which can cause human health hazards, making Trim-Tex beads perfect for schools, hospitals, or any commercial project.

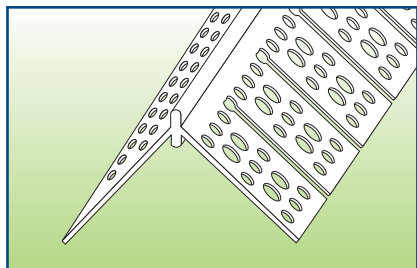
Corner Beads featuring the Rigid I-Beam are covered under U.S. Patent #D616,113



RIGID CORNER BEAD

- Features patented I-Beam Technology for most rigid vinyl corner bead ever available.
- I-Beam nose creates a sharp distinctive outside corner that is easier to mud and creates crisp paint transitions.
- Installs easily with staples and/or 847 Spray Adhesive.

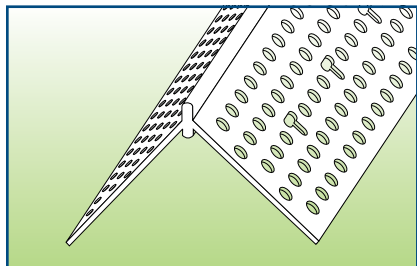
Stock No.	LENGTH	Pcs. PER BOX
R008	8'	40
R009	9'	40
R010	10'	40
R012	12'	40



RIGID ARCHWAY CORNER BEAD

- Designed with a sharp nose to perfectly match the Mud Set Rigid Corner Bead.
- The I-beam nose combined with the exclusive T-arch punch results in the sharpest, smoothest corners you've ever seen.
- Can finish a 10" inside or 22" outside radius.


Stock No.	LENGTH	Pcs. PER BOX
RA08	8'	40
RA10	10'	40
RA12	12'	40



RIGID JUMBO CORNER BEAD

- Extra wide mud legs measure 1 3/4".
- Heavy Duty design is extra durable for high traffic areas such as hallways and balconies.
- Perfect for schools, hospitals & office buildings.

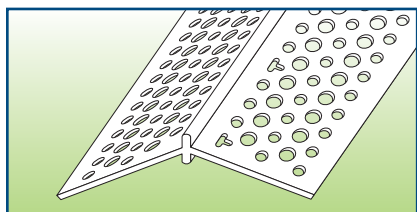
Stock No.	LENGTH	Pcs. PER BOX
RJ08	8'	35
RJ10	10'	35



RIGID JUMBO ARCHWAY BEAD

- Rigid Jumbo Archway Bead comes with all the great features of Rigid Jumbo Corner Bead and more.
- Designed for finishing crisp edges on arches and other curved forms.
- Can finish a 16" inside or 24" outside radius.

Stock No.	LENGTH	Pcs. PER BOX
RJA10	10'	35



RIGID SPLAYED ADJUSTABLE CORNER BEAD

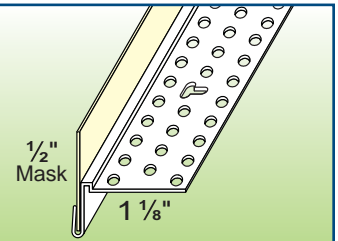
- Adjustable from 115° - 155°.
- High tech hinge allows easy angle adjustments.

Stock No.	LENGTH	Pcs. PER BOX
RS08	8'	40
RS10	10'	40

PULLAWAY™ L BEAD

- Patented Pullaway L Bead sets the standard in finishing drywall. The masking strip extends out ½" providing a wide area of protection.
- The pullaway strip is a masking as well as a guide for the taping knife. Use for butting drywall to other substrates.

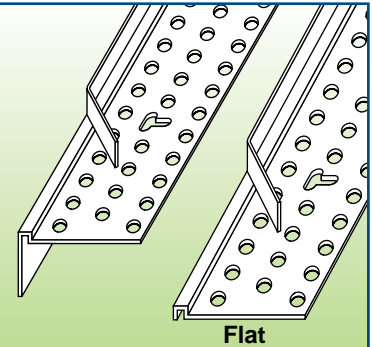
STOCK No.	SIZE	LENGTH	Pcs. PER BOX
3008	½"	8'	35
3010	½"	10'	35
3012	½"	12'	35
3110	⅝"	10'	35



TEAR AWAY™ L BEAD

- Flat Tear Away is designed for areas where the drywall has been butted too close to slip the return leg behind the drywall.
- The tear away strip acts as a guide for the taping knife as well as a protective masking for mudding and painting.
- When finished, simply tear off the strip for a clean, sharp look.
- 9000, 9010 & 9110 now available in a greener, money saving bulk size box.

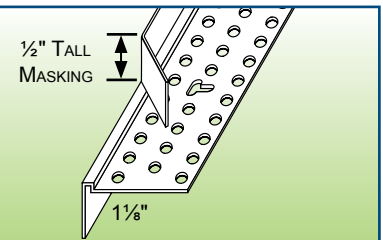
STOCK No.	SIZE	LENGTH	Pcs. PER BOX
9000	FLAT	10'	50
9000-BULK	FLAT	10'	100
9002	¼"	10'	50
9004	⅜"	10'	50
9008	½"	8'	50
9010	½"	10'	50
9010-BULK	½"	10'	100
9012	½"	12'	50
9108	⅝"	8'	50
9110	⅝"	10'	50
9110-BULK	⅝"	10'	100
9310	1¼"	10'	25



TEAR AWAY™ XT (EXTRA TALL MASKING) L BEAD

- Comes with a full ½" tear off leg.
- Extra tall masking provides additional protection to your substrates from mud and paint.
- When finished, simply tear off the strip for a clean, sharp look.

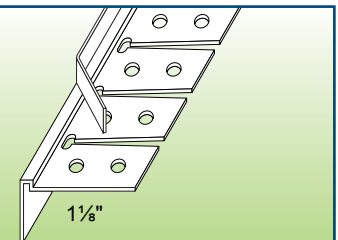
STOCK No.	SIZE	LENGTH	Pcs. PER BOX
9010XT	½"	10'	30
9110XT	⅝"	10'	30



ARCHWAY TEAR AWAY™ L BEAD

- The tear off leg acts as a guide for the taping knife as well as a protective masking for mudding and painting.
- Perfect for layering details. Archway Tear Away is available for ½" and ⅝" drywall.
- Can finish a 12" inside or 12" outside radius.

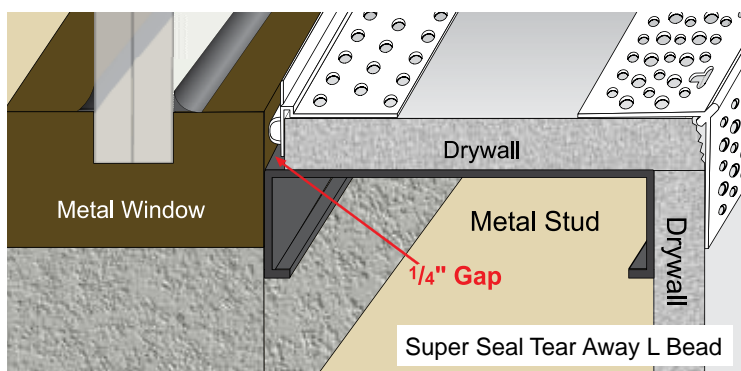
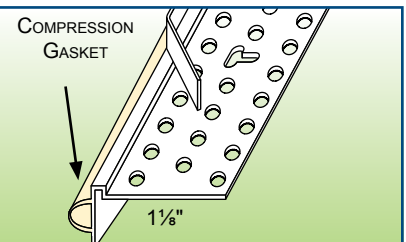
STOCK No.	SIZE	LENGTH	Pcs. PER BOX
9050	½"	10'	20
9150	⅝"	10'	20



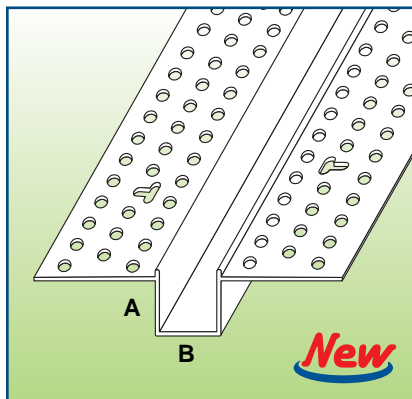
SUPER SEAL TEAR AWAY™ L BEAD

- Use on all windows and doors for insulation.
- The Super Seal Tear Away ⅝" semi round gasket compresses upon installation to form a permanent seal that effectively reduces sound transmission, replaces caulk and provides structural relief at the panel perimeter.

STOCK No.	SIZE	LENGTH	Pcs. PER BOX
9210	⅝"	10'	25



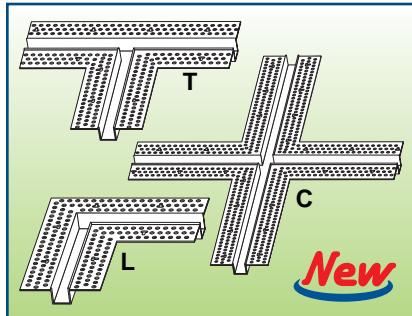
8 Architectural Series Reveals



ARCHITECTURAL REVEAL BEAD

- Fits 1/2" or thicker drywall.
- Reveal Beads are used to create aesthetic reveals in the drywall and are available in multiple widths and depths.
- Available in most common sizes.
- Built in expansion 1/16"
- No backing or blocking needed.
- UV stabilized for use in exterior applications.

STOCK No.	A+B SIZE	LENGTH	Pcs. PER BOX
AS5150	1/4" x 1/4"	10'	25
AS5110	1/2" x 1/2"	10'	20
AS5210	1/2" x 3/4"	10'	15
AS5310	1/2" x 1"	10'	15
AS5320	5/8" x 1/2"	10'	15
AS5325	5/8" x 5/8"	10'	15



ARCHITECTURAL INTERSECTIONS

- Save time and money with no need for jobsite miter cuts.
- Designed to match Trim-Tex Architectural Reveal Beads.
- UV stabilized for use in exterior applications.
- Custom sized intersections are available with a minimum order quantity of 5 boxes of 10 pcs. Call for details.

STOCK No.	A+B SIZE	Pcs. PER BOX
AS500*	1/4" x 1/4"	10
AS510*	1/2" x 1/2"	10
AS520*	1/2" x 3/4"	10
AS530*	1/2" x 1"	10
AS540*	5/8" x 1/2"	10
AS550*	5/8" x 5/8"	10

*Add C, L or T to Stock No. to indicate desired intersection.

C= cross intersection.




DECORATIVE REVEAL INSERTS (AVAILABLE IN 6 COLORS)

- Use the 1/4" Decorative Insert with our 1/4" x 1/4" reveal (Stock# AS5150).
- More colorful than lights at 1/20th the price.

STOCK No.	SIZE	LENGTH	Pcs. PER BOX
0515-COLOR	1/4"	100' ROLL	1

     
 BLU GRN YEL ORA GRY BLK
 CUSTOM COLORS AVAILABLE. CALL FOR DETAILS.



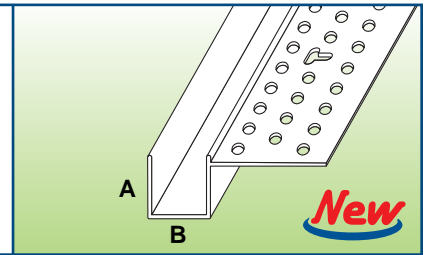
Architectural Reveal Wall



ARCHITECTURAL SERIES F REVEAL BEAD

- The F Reveal Beads perfectly match the Architectural Reveal Beads and are designed to be used where drywall terminates at another building component such as a ceiling, window or door.
- UV stabilized for use in exterior applications.

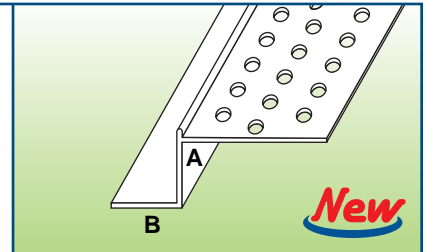
Stock No.	A+B Size	Length	Pcs. Per Box
AS8710	1/2" x 1/2"	10'	25
AS8730	1/2" x 3/4"	10'	20
AS8740	1/2" x 1"	10'	15
AS8750	5/8" x 5/8"	10'	20



ARCHITECTURAL Z SHADOW BEAD

- Shadow Bead is used to create a reveal effect when butting up to door jambs, base trim, ceilings, light boxes and other interior architectural components.
- Fits common drywall sizes of 1/2" and 5/8".
- UV stabilized for use in exterior applications.

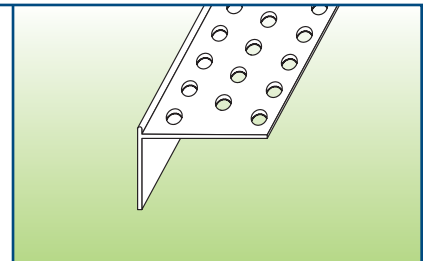
Stock No.	A+B Size	Length	Pcs. Per Box
AS5510	1/2" x 1/2"	10'	50
AS5610	1/2" x 3/4"	10'	50
AS5810	5/8" x 1/2"	10'	50
AS6010	5/8" x 5/8"	10'	50
AS5910	5/8" x 3/4"	10'	50



ARCHITECTURAL L BEAD

- Available in all popular sizes. The sharpest L Bead on the market.
- AS3210S Special L Bead is designed to be used with 1/2" deep Shadow Bead to create a floating expansion reveal. See page 11 for details.

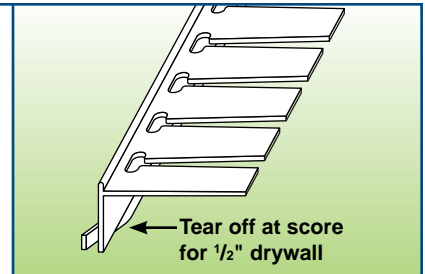
Stock No.	Size	Length	Pcs. Per Box
AS3210	1/2"	10'	80
AS3210S	7/16"	10'	50
AS3310	5/8"	10'	80
AS3510	1"	10'	50
AS3610	1 1/4"	10'	50



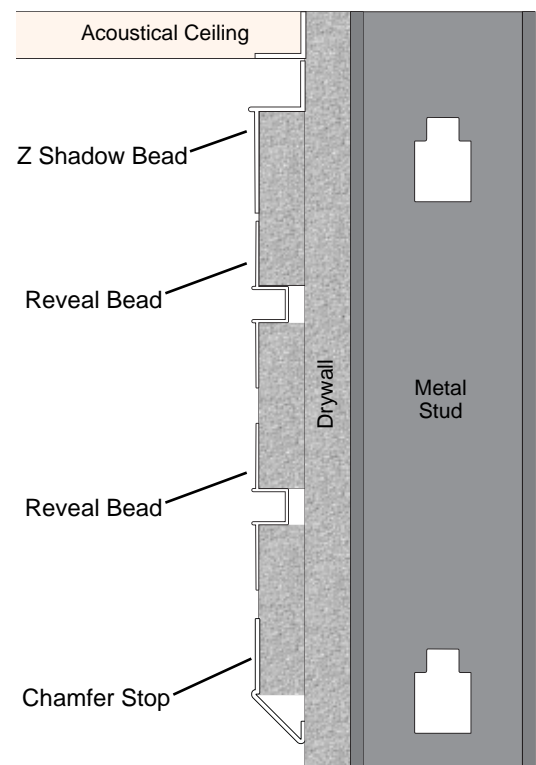
ARCHITECTURAL ARCHWAY L BEAD

- Can be used around duct work or piping.
- Great for finishing columns, curved walls and soffits.
- Works with 1/2" and 5/8" drywall.
- Can finish a 8" inside or 8" outside radius.

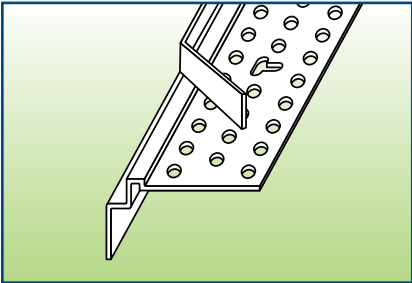
Stock No.	Length	Pcs. Per Box
AS3299	10'	50



Perimeter Wall Detail



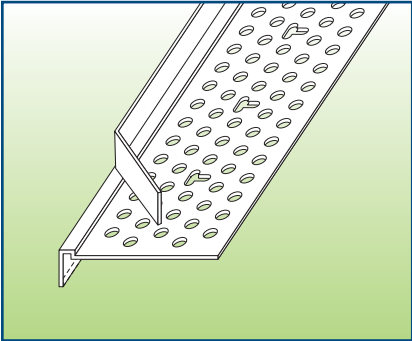
10 Specialty Tear Away Beads



CAULK CHANNEL TEAR AWAY

- This product creates a ¼" x ⅜" caulk channel when installed against a substrate such as a concrete wall. Can also be used to cover expansion joints filled with fire or acoustical caulk.
- Can be used with ½" or ⅝" drywall.

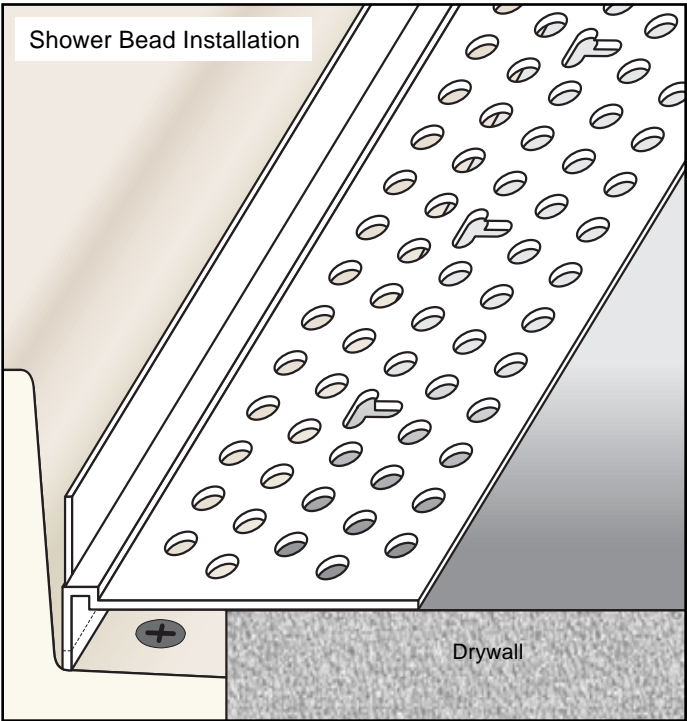
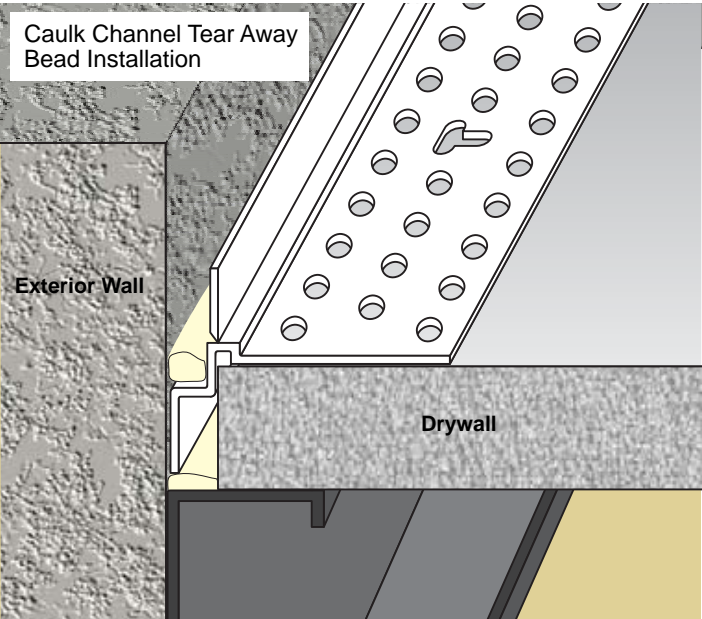

Stock No.	Length	Pcs. Per Box
9140	10'	40



SHOWER BEAD

- Extra large tear away strip acts as a guide for your taping knife while protecting the flange from mud.
- 2¼" long mud leg allows the drywall to sit flush with the flange & reduces the amount of mud.
- Comes in two sizes to fit ½" or ⅝" drywall.

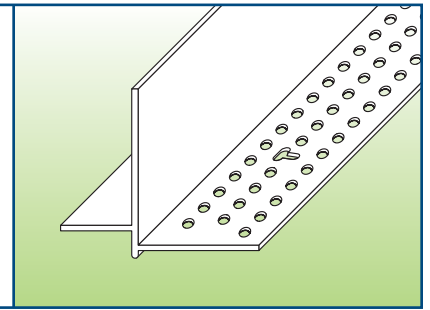
Stock No.	Length	Pcs. Per Box
9358	8'	15
9368 (TALL)	8'	15



ARCHITECTURAL ACCESS DOOR BEAD

- Designed with subtle 1/4" step.
- Can be used to trim 2 X 2 commercial light fixtures when installed in drywall ceiling.
- Creates crisp, clean transition between ceiling and access panel.

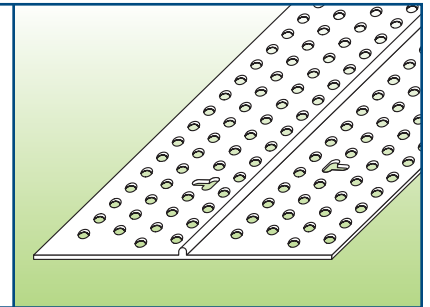
STOCK No.	LENGTH	PCS. PER BOX
AS8020	10'	12



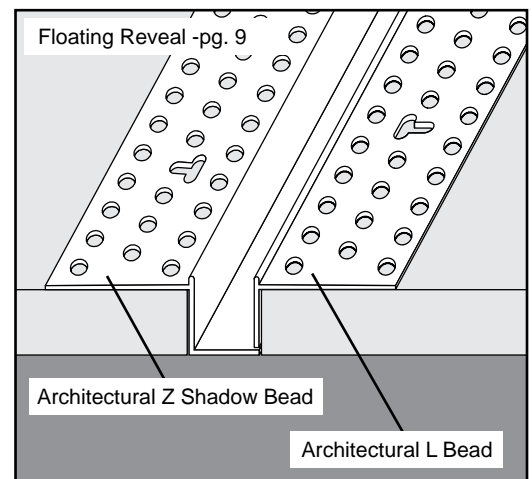
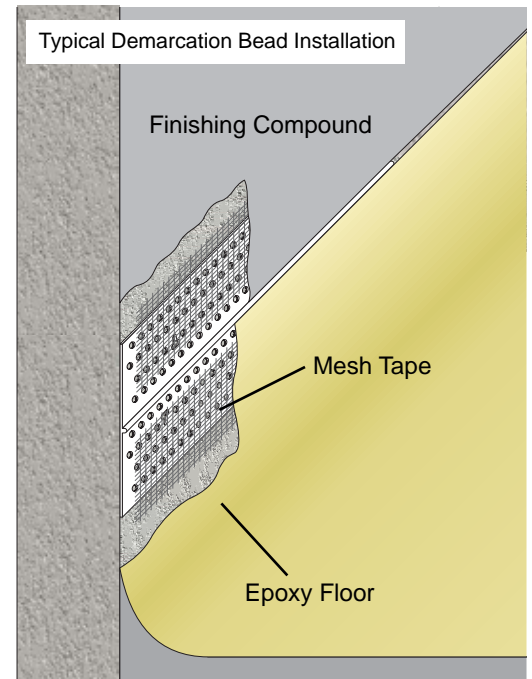
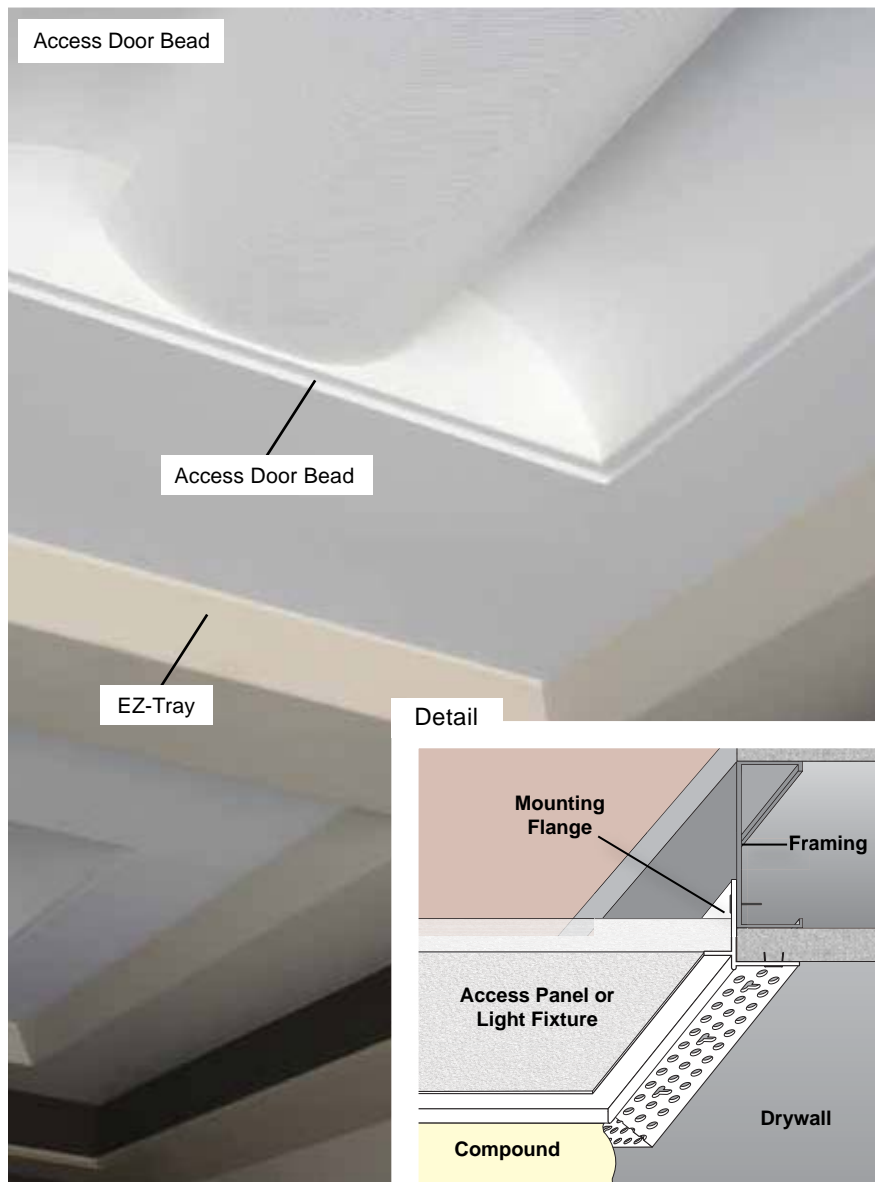
ARCHITECTURAL DEMARCATION BEAD

- Designed for clean rooms.
- Creates a separation between drywall finish and different substrate, such as epoxy floor coating.
- Perfect for straight line separation between surface treatments.

STOCK No.	LENGTH	PCS. PER BOX
DM10	10'	20



Specialty Trims



12 Acoustical Ceiling & Expansion Beads

BLACK & WHITE FLEX GRID ANGLE™

- The ultimate way to finish an acoustical ceiling terminating at any curved wall or surface.
- Will finish columns 5½" radius or larger. 8158 & 8178 will finish a minimum inside radius of 60".
- For inside radii as small as 18", use 8159 or 8179.
- UV stabilized.

WHITE

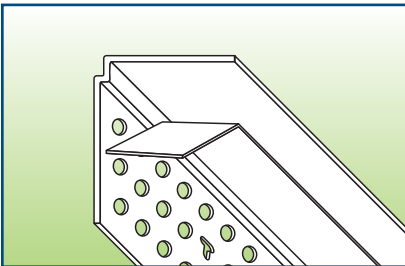
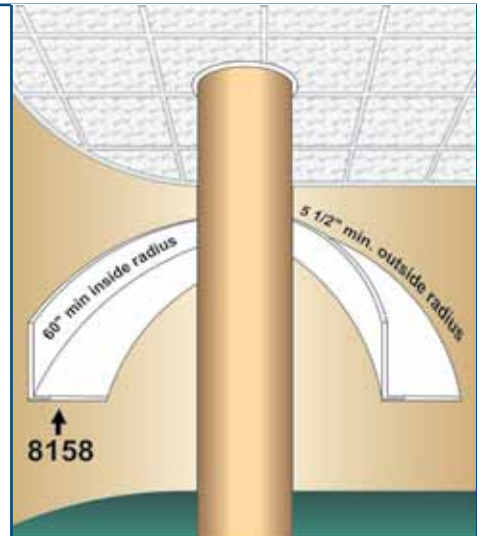
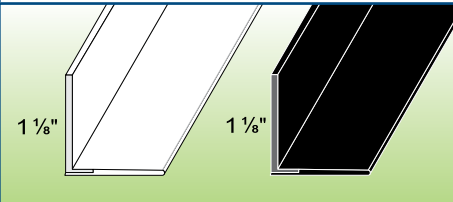
Stock No.	SIZE	LENGTH	Pcs. PER BOX
8158M	7/8"	8'	10
8158	7/8"	8'	63
8159M	9/16"	8'	10
8159	9/16"	8'	63

U.S. PATENT #5,481,845

BLACK

Stock No.	SIZE	LENGTH	Pcs. PER BOX
8178M	7/8"	8'	10
8178	7/8"	8'	63
8179M	9/16"	8'	10
8179	9/16"	8'	63


U.S. PATENT #5,481,845



MUD ON™ CEILING BEAD

- Use wherever a new wall is butted to an existing drop ceiling.
- Available in 7/8" or 9/16" with a tear away protective masking that protects the visible flange from compound for easy clean up.
- UV stabilized.

Stock No.	SIZE	LENGTH	Pcs. PER BOX
5008	7/8"	8'	40
5010M	7/8"	10'	20
5010	7/8"	10'	40
5012	7/8"	12'	40
5020M	9/16"	10'	20
5020	9/16"	10'	40



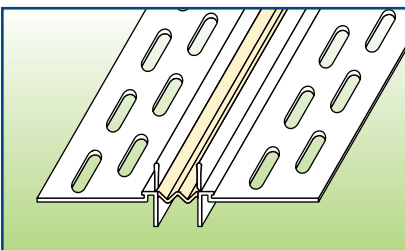
093V™ EXPANSION

- Superior expansion control, twice the movement of zinc, cleaner and easier to use at half the price.
- Deep rigid PVC "V" is joined at the bottom with a flexible connection allowing a full ¼" in controlled movement.
- Rust proof, high impact, dent resistant rigid vinyl eliminates expensive jobsite damage.
- Tear away strips act as a guide for your taping knife and protect the center from mud.

Stock No.	LENGTH	Pcs. PER BOX
093V	10'	20
093V-12	12'	20

Stock No.	Pcs. PER BOX
093VC	10
093VT	10


C= cross intersection.



HIDEAWAY™ EXPANSION

- This low profile expansion joint eliminates the exposed "V" that other joints leave. The soft center "W" flexes and bends as the structure expands and contracts.
- Tear away strips act as a guide for your taping knife and protect the center from mud.

Stock No.	LENGTH	Pcs. PER BOX
2710	10'	25



J BEAD

- Use J Bead to finish rough drywall ends and under all door and window encasements.
- Trim-Tex's first product that launched rigid vinyl into the drywall industry over 40 years ago.

STOCK No.	SIZE	LENGTH	Pcs. PER BOX
2010	1/4"	10'	50
1008	3/8"	8'	50
1010	3/8"	10'	50
1108	1/2"	8'	50
1110	1/2"	10'	50
1112	1/2"	12'	50
1208	5/8"	8'	50
1210	5/8"	10'	50
1212	5/8"	12'	50
2410	3/4"	10'	50
2510	7/8"	10'	35
2608	1"	8'	35
2610	1"	10'	35

J Bead

1/2"

Shadow Line J Bead

SHADOW LINE J BEAD

- Use Shadow Line J Bead to form a distinctive edge along the drywall for a modern look.

STOCK No.	SIZE	LENGTH	Pcs. PER BOX
1308	1/2"	8'	50
1310	1/2"	10'	50
1408	5/8"	8'	50
1410	5/8"	10'	50

MUD ON J BEAD

- Mud on J Bead is designed for butting drywall to other substrates such as masonry, glass, doors & windows.
- Perfect for skylight shafts.

STOCK No.	SIZE	LENGTH	Pcs. PER BOX
1708	1/2"	8'	50
1710	1/2"	10'	50
1808	5/8"	8'	50
1810	5/8"	10'	50

3/8"

1 1/8"

SUPER SEAL J BEAD

- Super Seal J Bead has 2 flexible fins that compress to form a permanent flexible seal against windows and doors.

STOCK No.	SIZE	LENGTH	Pcs. PER BOX
1510	1/2"	10'	30
1610	5/8"	10'	30

Fins compress for a permanent flexible seal.

1"

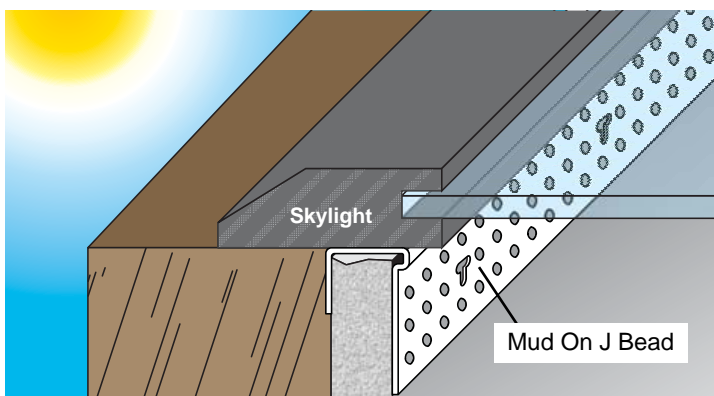
SNAP CAP™

- Snap Cap is stocked in white and bronze to approximate existing window tints.
- Snap Cap is used to finish wall ends that terminate at a window. Snap-on design for quick, easy installation without mudding.
- Specially designed to be two sizes in one.
- 4963 for 1/2" & 5/8" drywall on a 2 1/2" stud.
- 4950 & 4951 for 1/2" & 5/8" drywall on a 3 1/2" stud.

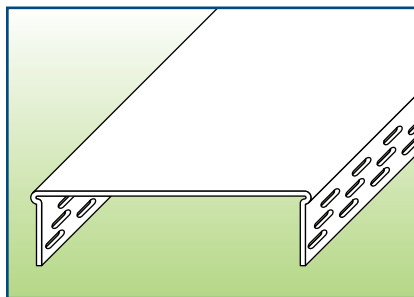
STOCK No.	SIZE	LENGTH	Pcs. PER BOX
4963(BRONZE)	3 7/8"	10'	10
4950(BRONZE)	5"	10'	10
4951(WHITE)	5"	10'	10

4951

4950



14 Fast Caps & Bullnose Caps



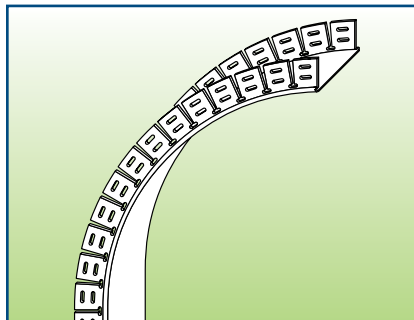
FAST CAP™

- In one easy application you can finish doorways, wall ends, kneewalls, and closets. Fast Cap can be used with 2 X 4 wood or 3/8" metal studs.
- Fast Cap eliminates the need for two corner beads and drywall on the face.
- 4481 is precut for standard closet enclosures, eliminating waste and increasing productivity.

STOCK No.	SIZE	LENGTH	Pcs. PER BOX
4481	4 5/8"	81 1/4"	10
4408	4 5/8"	8'	10
4410	4 5/8"	10'	10
4508	4 7/8"	8'	10
4510	4 7/8"	10'	10

4 5/8" Fast Cap is designed for wood studs only.

4 7/8" Fast Cap can be used with wood or metal studs.



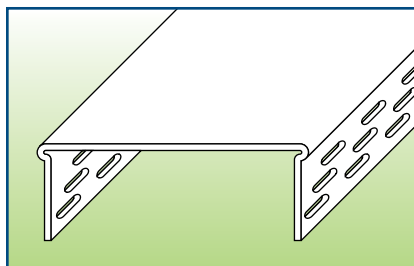
ARCHWAY FAST CAP™

- Archway Fast Cap is the ultimate way to finish archways, eliminating drywall, plywood or foam, and two Corner Beads.
- Available in a convenient 18' length to allow you to finish an arched doorway in one piece.
- Flexes easily to most free form curves and arches as small as 15" minimum inside or 28" minimum outside radius.

STOCK No.	SIZE	LENGTH	Pcs. PER BOX
4610	4 5/8"	10'	10
4618	4 5/8"	18'	2
4710	4 7/8"	10'	10

4 5/8" Fast Cap is designed for wood studs only.

4 7/8" Fast Cap can be used with wood or metal studs.



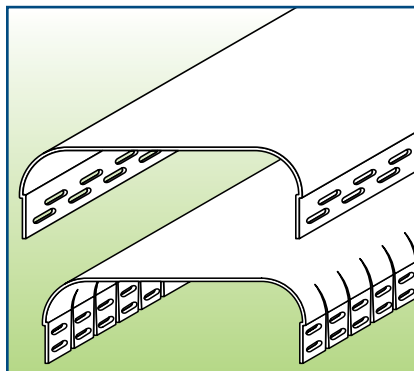
WALL FAST CAP FOR 2 1/2" METAL STUDS

- Same great features as our regular Fast Cap.
- Designed to be used with 2 1/2" metal studs.

STOCK No.	SIZE	LENGTH	Pcs. PER BOX
4883	3 1/2"	10'	10
4810	3 3/4"	10'	10

Available in two widths:

- 3 1/2" Fast Cap for 2 1/2" metal stud and 2 pieces of 1/2" drywall.
- 3 3/4" Fast Cap for 2 1/2" metal stud and 2 pieces of 5/8" drywall.



3/4" R. BULLNOSE FAST CAP™

- Same great features as our standard Fast Cap in our 3/4" R. Bullnose style.

3/4" R. BULLNOSE ARCHWAY FAST CAP™

- Bullnose Archway Fast Cap is the labor saving way to finish arches, eliminating drywall and corner beads.

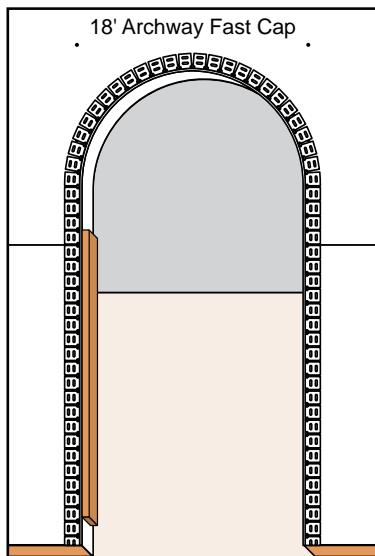
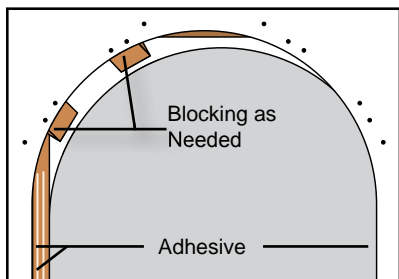
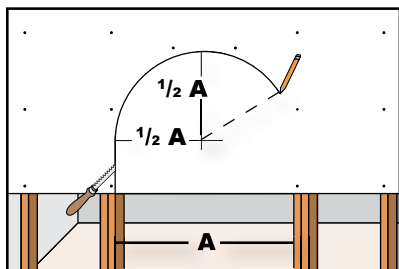
Both beads are available in two widths:

- 4 5/8" to fit 1 regular stud and 2 pieces of 1/2" drywall.
- 4 7/8" to fit 1 regular stud and 2 pieces of 5/8" drywall.

STOCK No.	SIZE	LENGTH	Pcs. PER BOX
7808	4 5/8"	8'	8
7810	4 5/8"	10'	8
7910	4 7/8"	10'	8

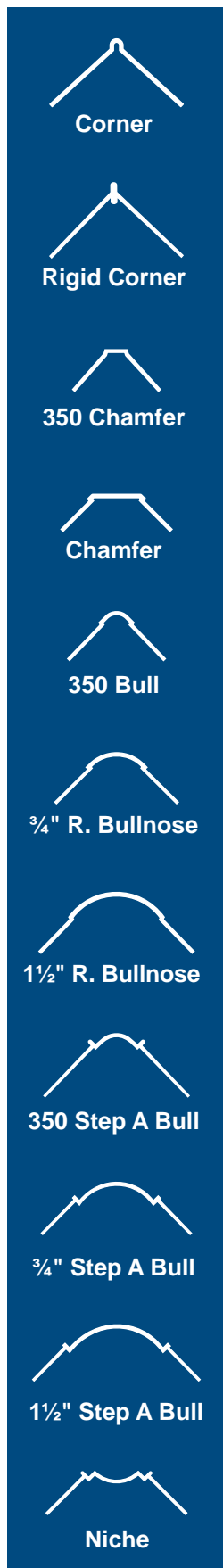
STOCK No.	SIZE	LENGTH	Pcs. PER BOX
7828	4 5/8"	8'	8
7820	4 5/8"	10'	8
7830	4 7/8"	10'	8

Not for use with metal studs.

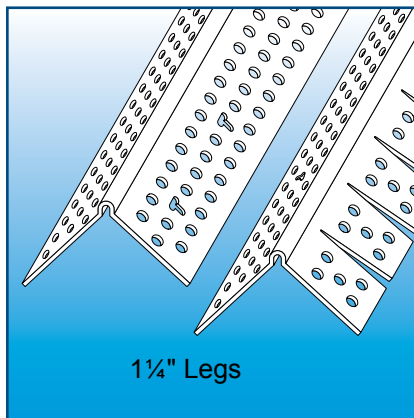


11 Ways to Finish A Corner!

Get the corner you want with the largest number of styles and sizes in the industry.



16 90° Corner Beads



CORNER BEAD

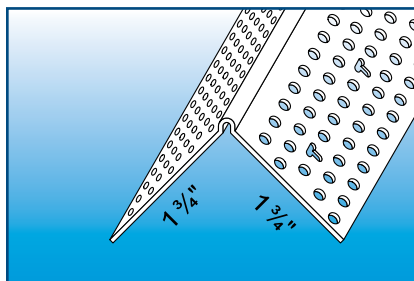
- Made of rigid vinyl, Trim-Tex Corner Bead creates a rust proof, dent resistant finished corner.
- The intricate pattern of holes allows mud to penetrate through the bead to the drywall. The bead becomes part of the wall.

Stock No.	LENGTH	Pcs. PER BOX
4008	8'	50
4009	9'	50
4010	10'	50
4012	12'	50

ARCHWAY CORNER BEAD

- Archway Corner Bead is the ideal bead for finishing archways and free flowing curved forms.
- Engineered arch tabs allow you to go from a 10" inside radius to an 18" outside radius.

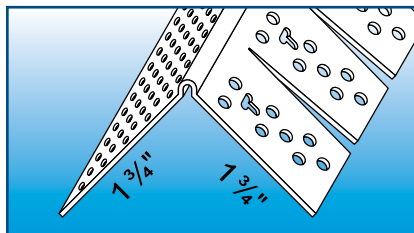
Stock No.	LENGTH	Pcs. PER BOX
4108	8'	50
4110	10'	50
4112	12'	50



JUMBO CORNER BEAD

- Jumbo Corner Bead comes with extra wide mud legs; a full 1 3/4". Large enough for finishing two layers of 5/8" drywall.
- Jumbo Corner Bead applied with Trim-Tex 847 Spray Adhesive and stapled will help prevent cracking on lofts, balconies and all bridging.
- Perfect for higher traffic areas.

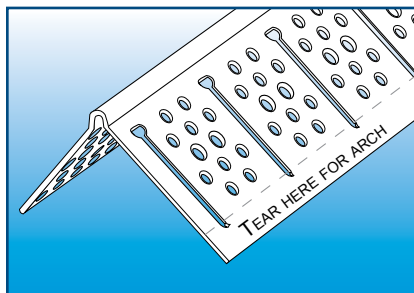
Stock No.	LENGTH	Pcs. PER BOX
J008	8'	40
J009	9'	40
J010	10'	40



JUMBO ARCHWAY CORNER BEAD

- Jumbo Archway Corner Bead comes with all the great features of Jumbo Corner Bead.
- Designed for finishing arches and other curved forms.
- Can finish from a 12" inside to a 26" outside radius.

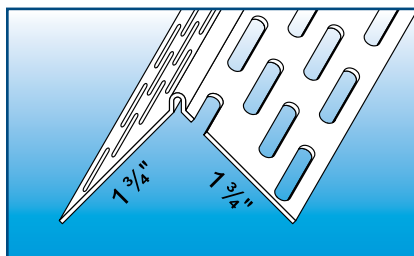
Stock No.	LENGTH	Pcs. PER BOX
JA10	10'	40



ARCH PLUS 90° COMBO BEAD

- Two products in one.
- Straight outside corner becomes an Archway Bead by simply removing tear away strip.
- Exclusive T shaped arch punch for smoother arches.
- Can finish a 10" inside radius or an 18" outside radius
- Made of dent resistant PVC that will never rust.



Stock No.	LENGTH	Pcs. PER BOX
4058	8'	40
4050	10'	40



SKIM COAT PLASTER CORNER BEAD

- Skim Coat Corner Bead is designed to be used with skim coat veneers and EIFS. It is specially formulated with extra impact modifiers and UV stabilizers for interior and exterior use.
- Taller 5/8" (.156) mud bump for skim coat or exterior acrylic finishes.

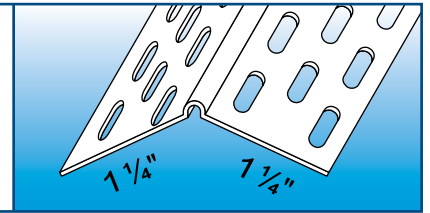
Stock No.	LENGTH	Pcs. PER BOX
S010	10'	40



SPLAYED CORNER BEAD

- Durable Rigid PVC outside corner fits splayed outside corner angles from 120° to 140°.

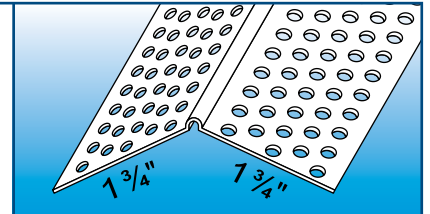
Stock No.	LENGTH	Pcs. PER BOX
4208	8'	50
4209	9'	50
4210	10'	50



JUMBO SPLAYED CORNER BEAD

- Durable Rigid PVC outside corner fits splayed outside corner angles from 120° to 140°.
- The extra wide mud flanges are a full 1 3/4" wide.

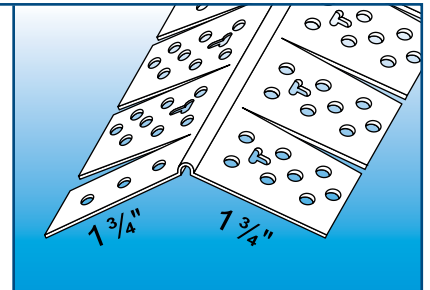
Stock No.	LENGTH	Pcs. PER BOX
JS10	10'	40



JUMBO DOUBLE ARCHWAY SPLAYED CORNER BEAD

- This bead is designed to finish irregular splayed arch corners. Common applications include eyebrow windows or barrel vaults intersecting a cathedral ceiling, and groin vaulted ceiling details with a multitude of intersecting arches.
- The extra-wide mud flanges are a full 1 3/4" wide.
- Can finish from a 12" inside to a 12" outside radius.

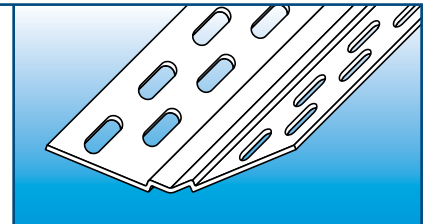
Stock No.	LENGTH	Pcs. PER BOX
JSA10	10'	40



ADJUSTABLE INSIDE CORNER BEAD

- Adjustable Inside Corner produces the straightest, sharpest inside lines that no taped corner could match.
- Unique center hinge design allows it to adjust from a 70° inside corner to a 150° inside corner.

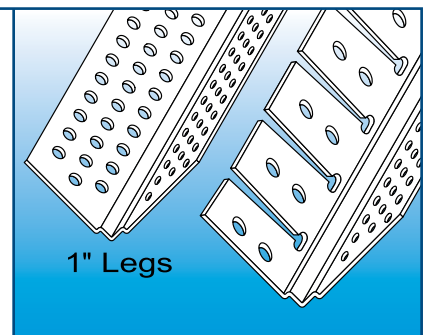
Stock No.	LENGTH	Pcs. PER BOX
4308	8'	70
4309	9'	70
4310	10'	70



90° INSIDE CORNER BEAD

- 90° Inside Corner Bead is designed to give you perfectly straight, sharp inside corners every time. Use Inside Corner for finishing wall niches quickly and easily.

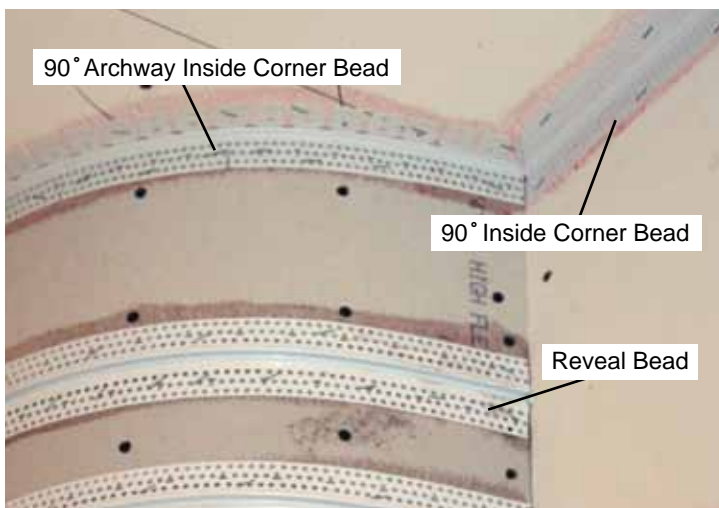
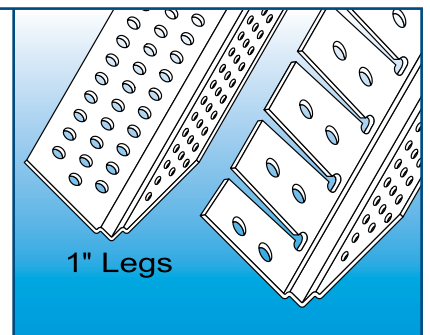
Stock No.	LENGTH	Pcs. PER BOX
4358	8'	40
4350	10'	40



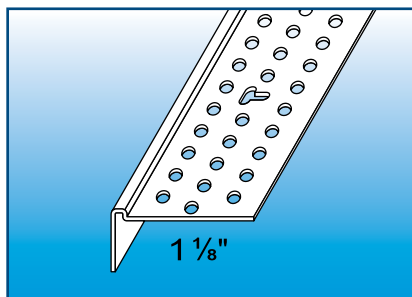
90° ARCHWAY INSIDE CORNER BEAD

- The Archway Inside Corner can go from a 36" inside to a 36" outside radius.
- Great for curved walls and ceilings.

Stock No.	LENGTH	Pcs. PER BOX
4150	10'	40



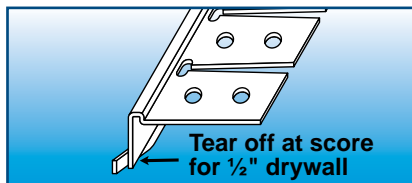
18 Shadow, Reveal & L Beads



L BEAD

- Trim-Tex, the pioneer of vinyl L Beads, offers the largest assortment of L Beads in the industry to fit your finishing needs.
- 3210S Special L Bead is designed to be used with 1/2" deep Shadow Bead to create a floating expansion reveal.

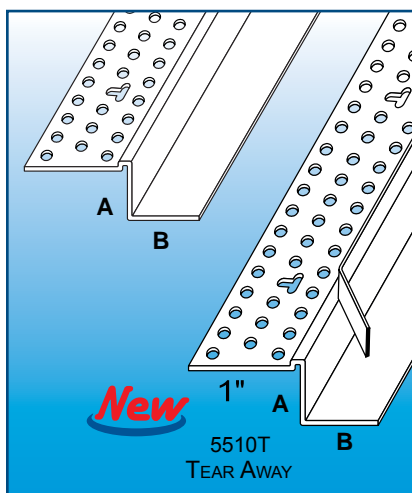
Stock No.	Size	Length	Pcs. Per Box
3206	3/8"	10'	80
3208	1/2"	8'	80
3210	1/2"	10'	80
3210S	7/16"	10'	50
3308	5/8"	8'	80
3310	5/8"	10'	80



ARCHWAY L BEAD

- Especially useful for finishing columns free-form drywall art.
- Can finish from an 8" inside to an 8" outside radius.

Stock No.	Size	Length	Pcs. Per Box
3299	1/2" & 5/8"	10'	50



SHADOW BEAD

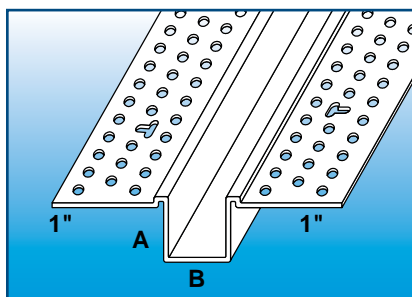
- Shadow Bead is used to create a reveal effect when butting up to door jambs, base trim, ceilings, light boxes and other interior architectural components.
- 1/2" deep shadow can be used with 7/16" L Bead (Stock #3210S) to create a floating reveal. The floating reveal looks the same as our regular reveal, except that it works as the ultimate expansion joint in commercial applications.

Stock No.	A+B Size	LGTH	Pcs. Per Box
5410	1/2" x 1/4"	10'	50
5510	1/2" x 1/2"	10'	50
5610	1/2" x 3/4"	10'	50
5650	1/2" x 1"	10'	50
5710	5/8" x 1/4"	10'	50
5810	5/8" x 1/2"	10'	50
5910	5/8" x 3/4"	10'	50
6010	5/8" x 5/8"	10'	50

TEAR AWAY SHADOW BEAD

- Our Tear Away Shadow Bead comes with a convenient tear away masking strip

Stock No.	A+B Size	LGTH	Pcs. Per Box
5510T	1/2" x 1/2"	10'	25
5520T	3/8" x 3/8"	10'	25
5530T	1/4" x 1/4"	10'	25




REVEAL BEAD

- Reveal Beads are used to create a 1/2", 5/8" and 3/4" deep reveal in the drywall and are available in multiple widths.

Stock No.	A+B Size	LGTH	Pcs. Per Box
5160	1/2" x 1/4"	10'	20
5110	1/2" x 1/2"	10'	20
5210	1/2" x 3/4"	10'	15
5310	1/2" x 1"	10'	15
5320	5/8" x 1/2"	10'	15
5330	5/8" x 3/4"	10'	15
5340	5/8" x 1"	10'	12
5350	5/8" x 2"	10'	10

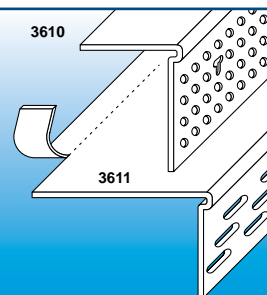
Archway L Bead



OVERSIZED L BEADS

- Oversized L Beads are designed as a labor saving system for finishing window returns and other details.
- $\frac{3}{4}$ "-1 $\frac{1}{4}$ " beads now match the larger L Beads by including a longer 1 $\frac{3}{8}$ " mud leg.
- 3611 is two sizes in one, 2 $\frac{1}{16}$ " & 2 $\frac{1}{8}$ ".

Stock No.	SIZE	LENGTH	Pcs. PER BOX
3408	$\frac{3}{4}$ "	8'	50
3410	$\frac{3}{4}$ "	10'	50
3508	1"	8'	50
3510	1"	10'	50
3608	1 $\frac{1}{4}$ "	8'	50
3610	1 $\frac{1}{4}$ "	10'	50
3650	1 $\frac{1}{2}$ "	10'	50
3611	2 $\frac{1}{16}$ " & 2 $\frac{1}{8}$ "	10'	30



SUPER L BEAD

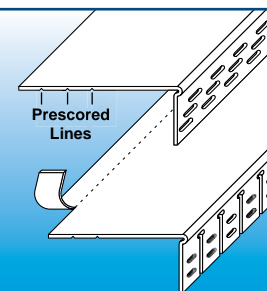
- Has a 3 $\frac{1}{8}$ " return leg, and is pre-scored at 2 $\frac{5}{8}$ ", 2 $\frac{1}{8}$ " and 1 $\frac{5}{8}$ ".
- For sizes in between, use Finish Trim. See below.

Stock No.	LENGTH	Pcs. PER BOX
3708	8'	30
3710	10'	30
3712	12'	30

SUPER ARCHWAY L BEAD

- Designed with notches allowing it to conform to any arched window.
- Pre-scored the same as Super L Bead.

Stock No.	LENGTH	Pcs. PER BOX
3810	10'	30



GIANT L BEAD

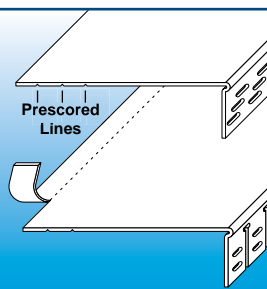
- Giant L Bead has a 5 $\frac{5}{8}$ " return leg and is pre-scored at 4 $\frac{13}{16}$ ", 4 $\frac{5}{16}$ " and 3 $\frac{13}{16}$ ".
- For sizes in between, use Finish Trim. See below.

Stock No.	LENGTH	Pcs. PER BOX
3850	10'	20
3852	12'	20

GIANT ARCHWAY L BEAD

- Designed with notches allowing it to conform to any arched window.
- Pre-scored the same as Giant L Bead.

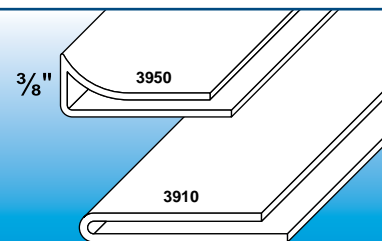
Stock No.	LENGTH	Pcs. PER BOX
3860	10'	20



FINISH TRIMS

- Both slip over trims are 1" wide and designed to be used in conjunction with any Trim-Tex L Bead.
- Cut the L Bead to the desired size and slip into the Finish Trim. You create a custom size L Bead.
- $\frac{3}{8}$ " Tall Finish Trim is designed to help conceal framing gaps as wide as $\frac{3}{8}$ ".

Stock No.	LENGTH	Pcs. PER BOX
3910	10'	30
3950	10'	30



$\frac{3}{4}$ " R. BULLNOSE SUPER L BEAD

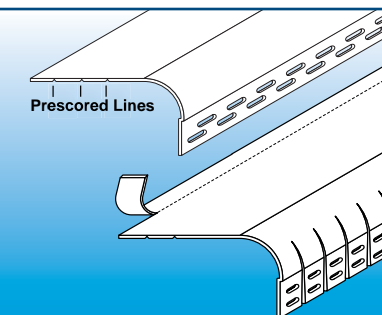
- Has a 3 $\frac{1}{8}$ " return leg and is prescored at 2 $\frac{5}{8}$ ", 2 $\frac{1}{8}$ " and 1 $\frac{5}{8}$ ".
- For sizes in between, use Finish Trim.

Stock No.	LENGTH	Pcs. PER BOX
7610	10'	30

$\frac{3}{4}$ " R. BULLNOSE SUPER ARCHWAY L BEAD

- Designed with notches allowing it to conform to any arched window.
- Pre-scored the same as Bullnose Super L Bead.

Stock No.	LENGTH	Pcs. PER BOX
7710	10'	30



$\frac{3}{4}$ " R. BULLNOSE GIANT L BEAD

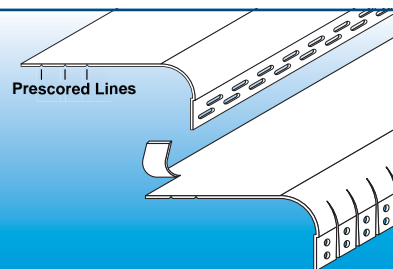
- Giant L Bead has a 5 $\frac{5}{8}$ " return leg and is pre-scored at 4 $\frac{13}{16}$ ", 4 $\frac{5}{16}$ " and 3 $\frac{13}{16}$ ".

Stock No.	LENGTH	Pcs. PER BOX
7750	10'	20

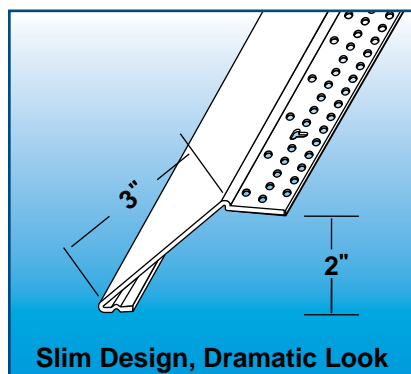
$\frac{3}{4}$ " R. BULLNOSE GIANT ARCHWAY L BEAD

- Designed with notches allowing it to conform to any arched window.
- Pre-scored the same as Bullnose Giant L Bead.

Stock No.	LENGTH	Pcs. PER BOX
7760	10'	20

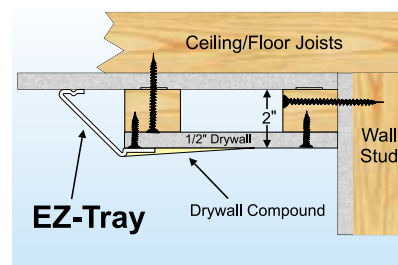


20 EZ-Tray Ceiling System



EZ-TRAY

- EZ-Tray was designed to add a tray ceiling look to any new construction or remodeling project.
- Simple 2 X 2 framing and 1/2" drywall minimize ceiling height loss while dramatically enhancing the look of any room.



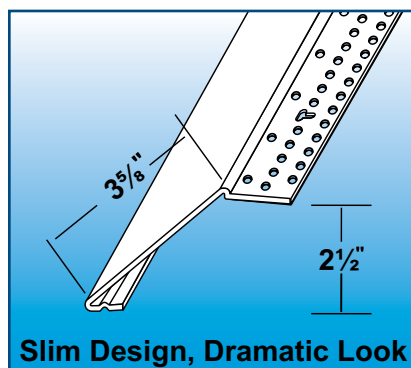
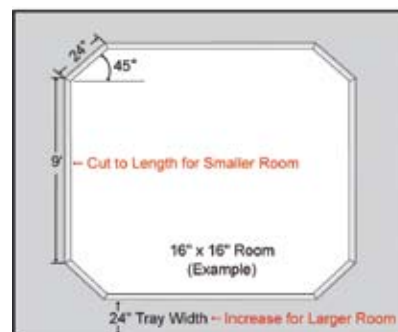
STOCK No.	LENGTH	Pcs. PER BOX
EZ-10	10'	10



EZ-TRAY KIT

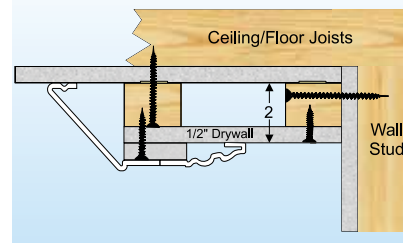
- Complete tray ceiling in a box.
- The EZ-Tray Kit eases the installation for a decorative tray ceiling in rooms up to 16' by 16'.
- Pre-mitered Pieces means no cutting.
- **Each Kit Includes:**
 - (4) 9' pieces of standard EZ-Tray
 - (4) 24" Pre-mitered corners
 - (2) Tubes of #700 Adhesive Caulk

STOCK No.	Pcs. PER BOX
EZKIT	1 KIT




EZ-TRAY 2.5

- The EZ Tray 2.5 is a 1/2" taller than our standard EZ Tray. It is designed to be installed with 2 X 2 framing and 2 layers of 1/2" drywall.
- This taller product allows you to install a second narrower layer of drywall and finish the opposite edge with any of our decorative layering beads.
- EZ-Tray 2.5 is perfect for creating inexpensive but extremely elegant coffered ceilings.



STOCK No.	LENGTH	Pcs. PER BOX
EZ2.5-10	10'	10

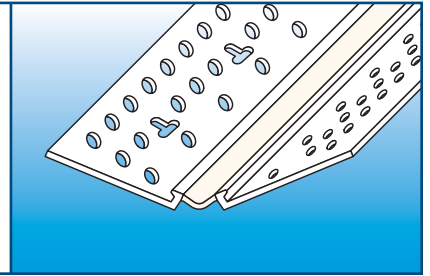


Find out more at www.EzTraySystem.com

Magic Corner Expansion Bead

- Expansion control eliminates edge cracking on all off-angle walls and vaulted ceilings.
- Use on any inside corner where movement is an issue to prevent cracks.
- Up to $\frac{3}{8}$ " in controlled movement.

Stock No.	Length	Pcs. Per Box
4368	8'	50
4366	10'	50
4320	200'	1
4325K	100', 1 CAN 847 SPRAY	1




Mud Set Magic Corner

- Magic Corner is now available in a Mud Set version featuring Trim-Tex's patented Mud Lock technology.
- The Mud Set Magic Corner embeds on a layer of mud making it easy to adjust to create a straight line, even on a poorly framed ceiling.
- Add Mud Max to improve the bond strength of any drywall compound.

Stock No.	Length	Pcs. Per Box
MS4315	150'	1

**MUDSET
BEADS**



Non-Expansion Products



Magic Corner Expansion Bead

- Trim-Tex Magic Corner's exclusive expansion control eliminates edge cracking on all off-angle walls and vaulted ceilings.
- Also available in a convenient kit complete with 100' of Magic Corner, one can of 847 spray & installation tool.
- Used in over 8 million homes

350 Chamfer Display Case

CHAMFER
BEAD



Ordinary to
Extraordinary
At a fraction of the cost.



Affordable Luxury



CHAMFER BEAD™

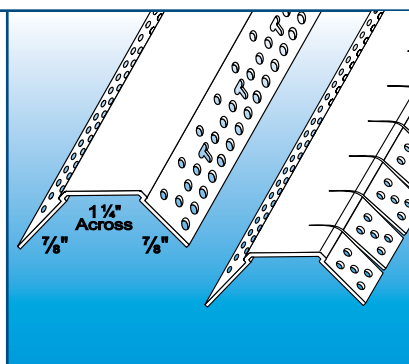
- The chamfered edge softens the room while producing a crisp look with great shadows.
- The rigid vinyl corner is also safer than a sharp square metal corner.

STOCK No.	LENGTH	Pcs. PER BOX
9508	8'	30
9509	9'	30
9510	10'	30

CHAMFER ARCH™

- Designed to perfectly fit our 9510 Chamfer Bead.
- Can finish an inside radius as small as 18".
- Notched to conform to archways and curves.

STOCK No.	LENGTH	Pcs. PER BOX
9550	10'	30



350 CHAMFER BEAD™

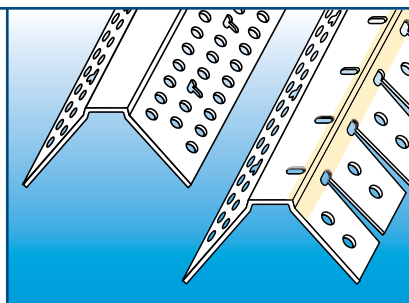
- The same great look of our standard Chamfer Bead in a narrower, more crisp 3/4" wide profile.

STOCK No.	LENGTH	Pcs. PER BOX
9608	8'	30
9609	9'	30
9610	10'	30

350 CHAMFER ARCH™

- The 350 Chamfer Arch is designed to perfectly match our new 350 Chamfer Bead.
- Can finish a 14" inside or 24" outside radius.

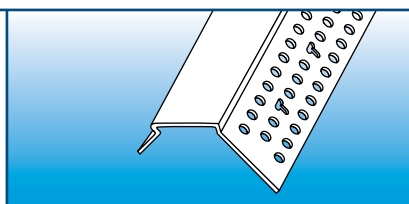
STOCK No.	LENGTH	Pcs. PER BOX
9650	10'	30



CHAMFER KERFED

- Available for 1/2" or 5/8" drywall.
- The chamfer kerfed can be used to finish windows and doors with kerfed channels.
- Complements either chamfer bead.

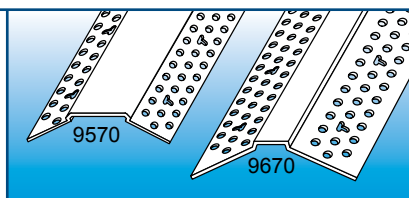
STOCK No.	SIZE	LENGTH	Pcs. PER BOX
9580	1/2"	10'	30
9590	5/8"	10'	30



CHAMFER SPLAYED™ & 350 CHAMFER SPLAYED™

- Our Chamfer Bead and 350 Chamfer Bead are now available in a splayed version to fit standard 135° outside corners.
- Both sizes help complete the look.

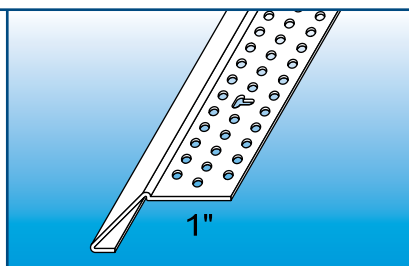
STOCK No.	LENGTH	Pcs. PER BOX
9570	10'	20
9670	10'	20



CHAMFER STOP™

- Chamfer Stop is designed to be installed after the drywall. There is no need to wrap the bead behind the drywall.
- Use Chamfer Stop for creating beautiful multi-layer drywall effects. Instead of wood moldings, Chamfer Stop is perfect for finishing windows and doors.

STOCK No.	SIZE	LENGTH	Pcs. PER BOX
9530	1/2"	10'	30
9520	5/8"	10'	30



0940 & 0941 - CHAMFER 3 WAY™

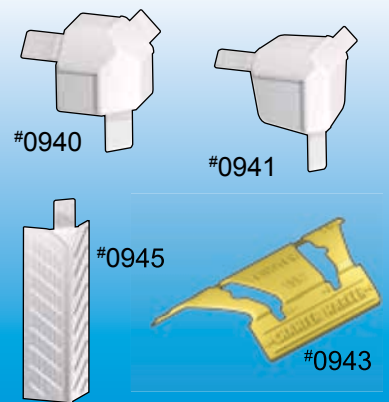
0945 - CHAMFER ADAPTER

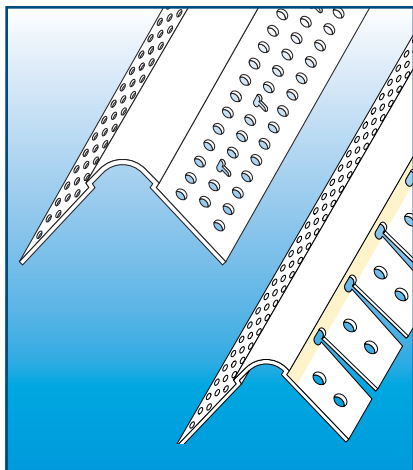
0943 - CHAMFER MARKER™

- The Chamfer 3 Way is designed to finish an outside corner where 3 Chamfer Beads meet at 90°. 0940 is designed for our standard Chamfer Bead and 0941 is for our 350 Chamfer Bead.
- The Chamfer Adapter is designed to be two products in one. It is ready to use to create a transition from our standard Chamfer Bead to a square outside corner to simplify baseboard installation. It can also be easily cut along a marked score line to fit our smaller 350 Chamfer Bead.
- Chamfer Marker allows you to cope 90° and 135° inside off angles quickly and easily.

STOCK No.	Pcs. PER BOX
0940M	10
0940	50
0941M	10
0941	50
0943M	10
0943	40
0945M	10
0945	50

U.S. PATENT # D431,304





350 BULL™ CORNER BEAD

- Smaller radius & extra long legs allow 350 Bull to absorb extreme impact.
- 350 Bull features a $\frac{3}{8}$ " R.
- Great for accenting large and small details.
- Does not require a setback of drywall.
- Free cleaning tool included.

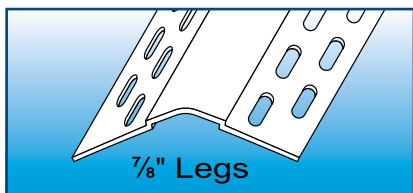
STOCK No.	LENGTH	Pcs. PER BOX
35008	8'	35
35009	9'	35
35010	10'	35
35012	12'	35

350 BULL ARCH™

- The only exclusive Archway Bullnose that doesn't require filling of notches on the exposed bead area.
- Details as small as 15" inside and 24" outside.
- Eliminates one coat of mud.

STOCK No.	LENGTH	Pcs. PER BOX
35028	8'	25
35020	10'	25

U.S. PATENT #6,119,420

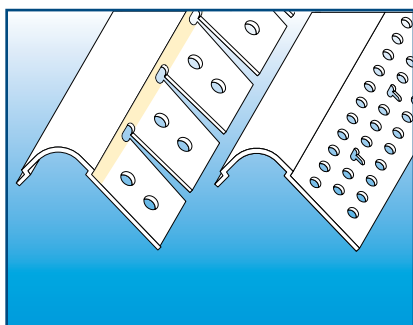


$\frac{7}{8}$ " Legs

350 BULL™ SPLOYED CORNER BEAD

- Great for off angle walls.
- Use with 0921 off angle 3-Way.

STOCK No.	LENGTH	Pcs. PER BOX
35038	8'	35
35030	10'	35



350 BULL™ TRADITIONAL STYLE KERFED BEAD

- $\frac{3}{8}$ " leg can be inserted into the channel of many preformed door and window jambs.

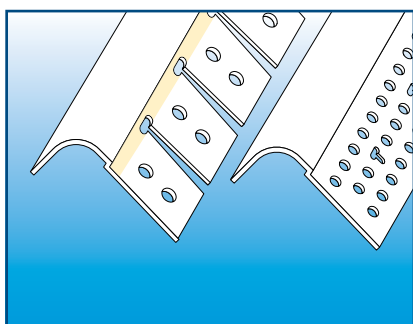
STOCK No.	LENGTH	Pcs. PER BOX
35080T	10'	35

350 BULL™ TRADITIONAL STYLE ARCH KERFED BEAD

- $\frac{3}{8}$ " leg can be inserted into many preformed door and window jambs.
- Doesn't require filling notches on exposed bead area.
- Finish from a 15" inside to a 36" outside radius.

STOCK No.	LENGTH	Pcs. PER BOX
35180T	10'	25

U.S. PATENT #6,119,420



350 BULL™ KERFED BEAD

- Leg can be inserted into the channel of many preformed door and window jambs.

STOCK No.	LENGTH	Pcs. PER BOX
35088	8'	35
35080	10'	35

350 BULL™ ARCH KERFED BEAD

- Leg can be inserted into many preformed door and window jambs.
- Doesn't require filling notches on exposed bead area.
- Finish from a 15" inside to a 36" outside radius.

STOCK No.	LENGTH	Pcs. PER BOX
35180	10'	25

U.S. PATENT #6,119,420



350 BULL ARCH

- No-Notch Design Eliminates Perforations on Radius of Bead
- Revolutionary and Labor Saving

350 BULL

- Absorbs Extreme Impact
- No Setback of Drywall
- Half the radius of $\frac{3}{4}$ " Bullnose



350 BULL™ L BEAD

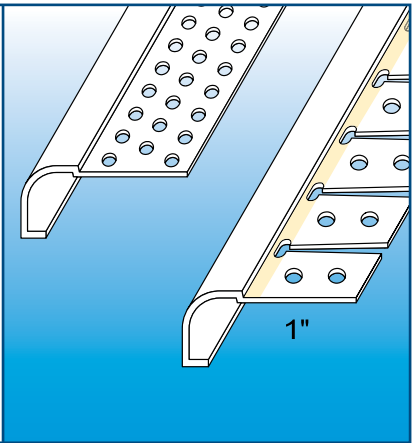
- 350 Bull L Bead works just like Trim-Tex J Round or Chamfer Stop.
- Perfect for decorative layers or for a clean finished look around windows and doors.
- Save the cost of wood moldings.

STOCK No.	SIZE	LGTH	Pcs. PER BOX
35048	1/2"	8'	35
35040	1/2"	10'	35
35058	5/8"	8'	35
35050	5/8"	10'	35

350 BULL ARCH™ L BEAD

- 350 Bull Arch L Bead is designed to be notch free and hassle free. Used for creating beautiful curved layers or finishing arched doors and windows, 350 Bull Arch L Bead can go from a 36" inside to a 36" outside radius.

STOCK No.	SIZE	LENGTH	Pcs. PER BOX
35060	1/2"	10'	35
35070	5/8"	10'	35



350 MOLDED CORNERS

- 0920 is designed to finish two 350 Bull Outside Corners, adjoining at a 90° angle.
- 0921 is designed to finish two 350 Bull Outside Corners and one 350 Bull Splayed Corner Bead, adjoining at an outside off angle corner.
- 0923 is designed to finish three 350 Bull Outside Corners that adjoin to a 90° outside angle.

STOCK No.	Pcs. PER BOX
0920M	10
0920	50
0921M	10
0921	50
0923M	10
0923	50

350 BULL L BEAD INSIDE & OUTSIDE CORNERS

- Designed to match Trim-Tex's 350 Bull L Beads.
- Both Inside and Outside Corners.
- Available for 1/2" and 5/8" drywall.

STOCK No.	SIZE	Pcs. PER BOX
0966M	1/2"	10
0967M	5/8"	10
0968M	1/2"	10
0969M	5/8"	10

350 BULL ADAPTER

- Joins to a 350 Bull Bead and transitions to a standard square outside corner, simplifies the installation of the baseboard.

STOCK No.	Pcs. PER BOX
0926M	10
0926	50

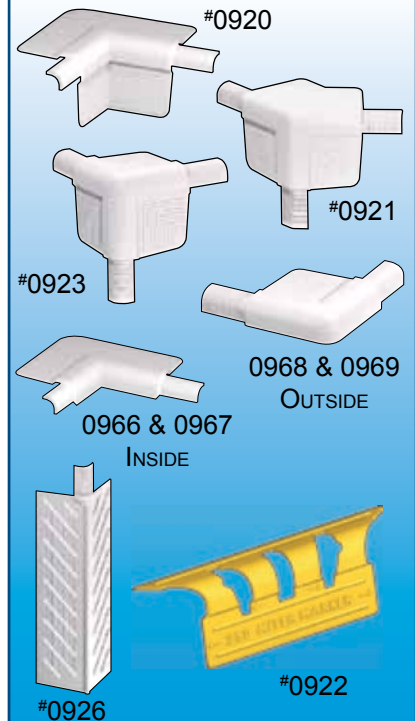
U.S. PATENT #6,360,503

350 MITER MARKER™

- Eliminates guesswork when finishing door and window openings.
- Miter marking for 90° and 135° off angle corners.

STOCK No.	Pcs. PER BOX
0922M	10
0922	40

U.S. PATENT #D412,673

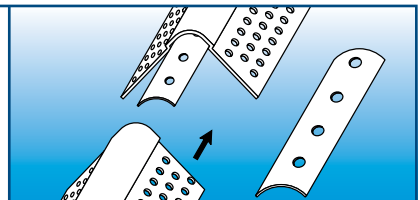


350 BULL™ SPLICER

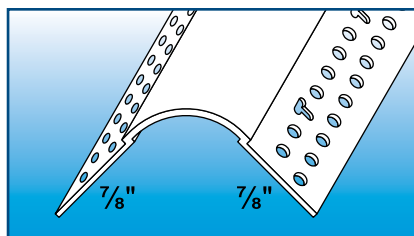
- Joins 2 sections of 350 Bull Corner Bead.
- Unique spring action allows Splicer to be snapped into bead for perfect alignment.
- Use with #700 or #710 Adhesive Caulk to eliminate cracking.

STOCK No.	Pcs. PER BOX
0924	40

U.S. PATENT #5,813,179



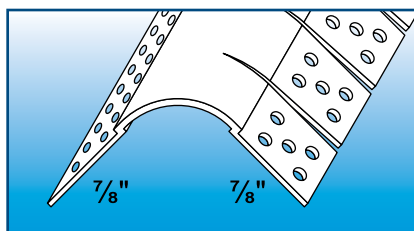
26 3/4" Bullnose Beads



3/4" R. BULLNOSE CORNER BEAD

- Softens corners & adds a traditional or southwestern look.
- Trim-Tex offers the most complete line of 3/4" Bullnose products in the industry.

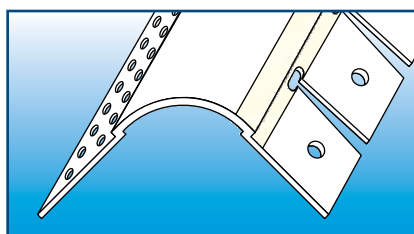
STOCK No.	LENGTH	Pcs. PER BOX
7008	8'	35
7009	9'	35
7010	10'	35
7012	12'	35



3/4" R. BULLNOSE ARCHWAY BEAD

- Notched to conform to archways and curves.
- Goes from a 15" inside to a 20" outside radius.
- Finish in half the time with our 3/4" R. Archway Bullnose Finishing Tool.

STOCK No.	LENGTH	Pcs. PER BOX
7108	8'	35
7110	10'	35

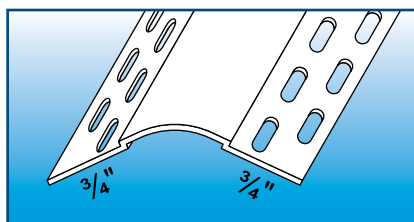


3/4" R. BULLNOSE NO NOTCH SPRUNG ARCH

- The No Notch Sprung Arch is designed to finish Sprung Arches and is recommended for doors 5' and wider.
- This patented product eliminates filling notches on the exposed surface of the bullnose.

STOCK No.	LENGTH	Pcs. PER BOX
7120	10'	35

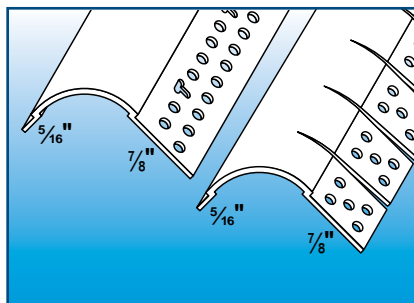
U.S. PATENT #6,119,420



3/4" R. BULLNOSE SPLAYED CORNER BEAD

- Designed to fit off angle outside corners commonly called 45° or 135° corners.

STOCK No.	LENGTH	Pcs. PER BOX
7308	8'	35
7309	9'	35
7310	10'	35



3/4" R. BULLNOSE TRADITIONAL STYLE KERFED BEAD

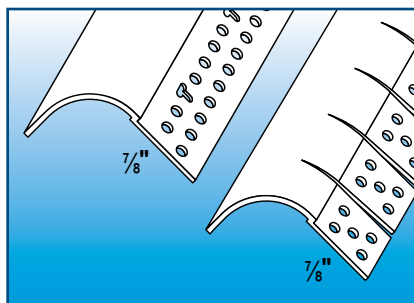
- 5/16" leg can be inserted into the channel of many preformed door and window jambs.
- Creates attractive rounded encasement.

STOCK No.	LENGTH	Pcs. PER BOX
7080T	10'	35

3/4" R. BULLNOSE TRADITIONAL STYLE KERFED ARCH BEAD

- Slotted to conform to most arched openings.
- From a 15" inside to a 20" outside radius.

STOCK No.	LENGTH	Pcs. PER BOX
7180T	10'	35



3/4" R. BULLNOSE KERFED BEAD

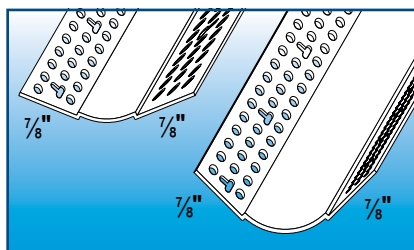
- Leg can be inserted into the channel of many preformed door and window jambs.
- Creates attractive rounded encasement.

STOCK No.	LENGTH	Pcs. PER BOX
7088	8'	35
7080	10'	35

3/4" R. BULLNOSE KERFED ARCH BEAD

- Slotted to conform to most arched openings.
- From a 15" inside to a 20" outside radius.

STOCK No.	LENGTH	Pcs. PER BOX
7180	10'	35



INSIDE SPLAYED 3/4" R. BULLNOSE CORNER BEAD

- Designed to finish inside off angle corners.

STOCK No.	LENGTH	Pcs. PER BOX
7250	10'	35

3/4" R. BULLNOSE INSIDE CORNER BEAD

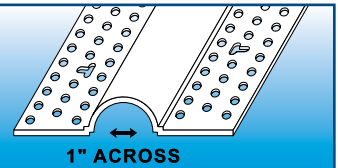
- Designed to finish inside 90° corners.

STOCK No.	LENGTH	Pcs. PER BOX
7208	8'	35
7210	10'	35

BULL-RAIL STYLE 672

- Bull-Rail is a decorative trim designed to be applied to the surface of the drywall.
- Can be used horizontally, vertically, or at any angle to create a bullnose accent.
- The finished Bull-Rail is 1" across and extends 1/2".

STOCK NO.	LENGTH	Pcs. PER BOX
67210	10'	20



3/4" RADIUS J ROUND

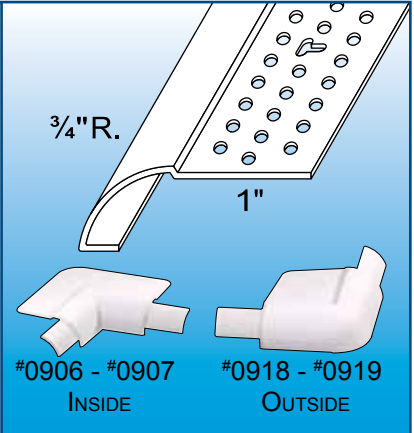
- Available in the two most popular sizes, J Round is designed to be installed after the drywall. There is no need to wrap the bead behind the drywall. It's great for finishing window and door openings and for finishing drywall buildouts.

STOCK NO.	SIZE	LGTH	Pcs. PER BOX
7408	1/2"	8'	30
7410M	1/2"	10'	10
7410	1/2"	10'	30
7508	5/8"	8'	30
7510M	5/8"	10'	10
7510	5/8"	10'	30

3/4" R. BULLNOSE J ROUND INSIDE AND OUTSIDE CORNERS

- Inside and Outside Corners match 2 Bullnose J Rounds joined at 90° inside or outside angles.

STOCK NO.	SIZE	Pcs. PER BOX
0906M	1/2"	10
0906	1/2"	50
0907M	5/8"	10
0907	5/8"	50
0918M	1/2"	10
0918	1/2"	50
0919M	5/8"	10
0919	5/8"	50

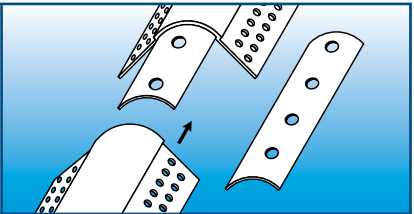


3/4" R. BULLNOSE SPLICER

- Designed to join 2 sections of a 3/4" R. Bullnose Corner Bead.
- Works for joining straight and archway bullnose.
- Unique spring action allows Splicer to be snapped into the bead, making for perfect alignment.
- Use with #700 or #710 Adhesive Caulk to eliminate cracking.

STOCK NO.	Pcs. PER BOX
0925	100

U.S. PATENT #5,813,179



3/4" & 1 1/2" BULLNOSE MITER MARKER

- This tool includes miter marking for 90° & 135° off-angle inside corners as well as alignment marks that eliminate the guesswork when finishing door & window openings. The tool works on all 3/4" & 1 1/2" Bullnose products, including Bullnose; Corner Bead, Super & Giant L Beads, & Fast Cap.

STOCK NO.	SIZE	Pcs. PER BOX
0932M	3/4"	10
0932	3/4"	40
0933	1 1/2"	5

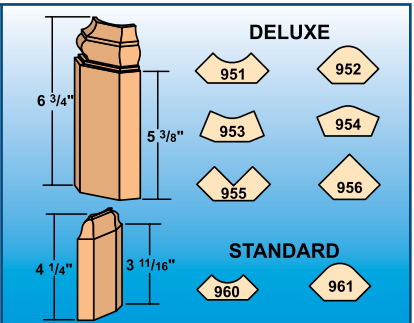
*Note: 1 1/2" Miter Marker Tool only includes marking for 90° corners.



WOOD BULLNOSE CORNER BLOCKS By MIDWESTERN WOOD PRODUCTS

- To complement 3/4" Bullnose applications, Trim-Tex now stocks poplar stand-alone blocks designed to finish bullnose corners. Deluxe style can accommodate baseboard up to 5 3/8" tall and 1 1/8" thick. Standard style can accommodate up to 3 11/16" tall and 3/8" thick. Bullnose corner blocks come in special sizes and wood species including Red Oak, as well as baseboards, bullnose crowns and other beautiful products available from Midwest Wood Products. (309) 266-9771.

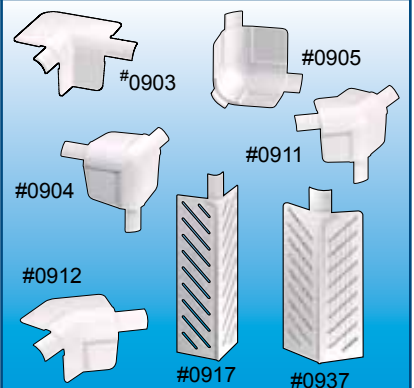
STOCK NO.	STYLE	Pcs. PER BOX
951	DELUXE BULLNOSE OUTSIDE	10
952	DELUXE BULLNOSE INSIDE	10
953	DELUXE BULLNOSE SPAYED OUTSIDE	10
954	DELUXE BULLNOSE SPAYED INSIDE	10
955	DELUXE SQUARE OUTSIDE	10
956	DELUXE SQUARE INSIDE	10
960	STANDARD BULLNOSE OUTSIDE	20
961	STANDARD BULLNOSE INSIDE	20



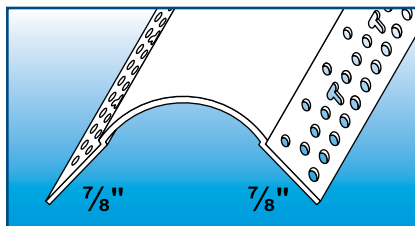
3/4" R. Molded Corners

- 0903 finishes 2 Bullnose Outside Corners that adjoin at a 90° angle.
- 0904 finishes 3 Bullnose Outside Corners that adjoin at 90° outside angles.
- 0905 finishes 3 Bullnose Inside Corners that adjoin at 90° inside angles.
- 0911 is designed to finish 2 Bullnose Outside Corners and 1 Splayed Outside Corner adjoining at an outside off angle corner.
- 0912 finishes 2 Bullnose Outside Corners that adjoin at a 135° angle.
- 0917 joins to a 3/4" Bullnose Outside Corner and transitions to a square bottom corner for simple installation of the baseboard.
- 0937 joins to a 3/4" Bullnose Splayed Corner and transitions to a square bottom corner for simple installation of the baseboard.

STOCK NO.	Pcs. PER BOX
0903M	10
0903	50
0904M	10
0904	50
0905M	10
0905	50
0911M	10
0911	50
0912M	10
0912	50
0917M	10
0917	50
0937M	10
0937	50



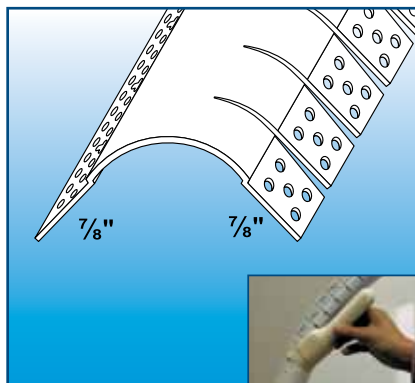
28 1½" Bullnose Beads



1½" R. BULLNOSE OUTSIDE CORNER BEAD

- Features a round and soft, yet prominent look.
- Longer mud legs and new hole pattern provide superior strength and durability.
- Most complete line of 1½" beads and accessories.

STOCK No.	LENGTH	Pcs. PER BOX
7098	8'	30
7099	10'	30
7092	12'	30



1½" R. BULLNOSE ARCHWAY CORNER BEAD

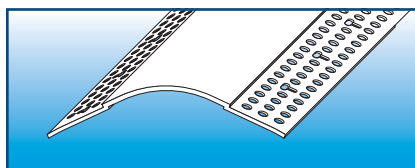
- Create inside & outside arches quickly & easily with our 1½" R. Bullnose Archway Corner Bead.
- Goes from a 18" inside to a 30" outside radius.

STOCK No.	LENGTH	Pcs. PER BOX
7199	10'	30

1½" ARCHWAY BULLNOSE FINISHING TOOL

- Finishing archway bullnose has just gotten easier. Use this quality tool with each coat of mud to wipe the radius of 1½" R. Bullnose Archway Corners. The tool cleans off the excess compound while helping to fill the slots with mud as shown to the left.

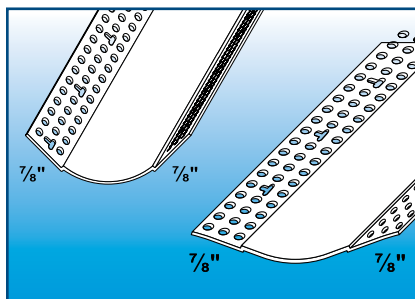
STOCK No.	SIZE	Pcs. PER BOX
0927	1½"	5



1½" R. BULLNOSE SPLAYED CORNER BEAD

- Great for finishing all off angle outside corners.
- Gives a softer, more open look.

STOCK No.	LENGTH	Pcs. PER BOX
7399	10'	30



1½" R. BULLNOSE INSIDE CORNER BEAD

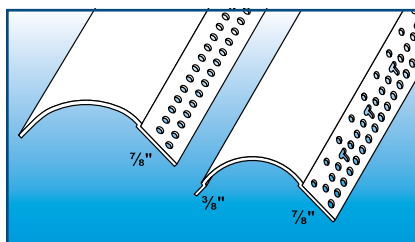
- Inside 90° corner bead.
- Round look superior to plain taped corner.

STOCK No.	LENGTH	Pcs. PER BOX
7066	10'	30
7062	12'	30

1½" R. BULLNOSE INSIDE SPLAYED CORNER BEAD

- Great for finishing all off angle inside corners.
- Used to finish off angle walls.
- Gives a softer, more open look.

STOCK No.	LENGTH	Pcs. PER BOX
7360	10'	30



1½" R. BULLNOSE KERFED CORNER BEAD

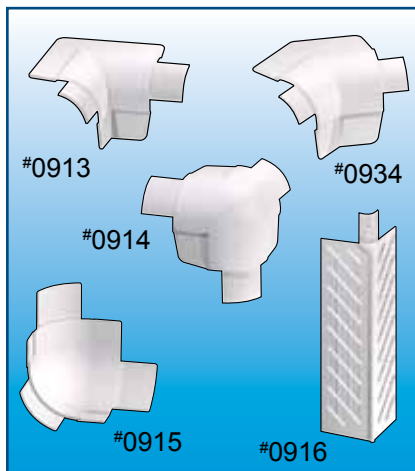
- Rounded Finish.

STOCK No.	LENGTH	Pcs. PER BOX
7090	10'	30

1½" R. BULLNOSE TRADITIONAL STYLE KERFED CORNER BEAD

- ¾" leg which can be inserted into the channel of many preformed doors and window jambs.

STOCK No.	LENGTH	Pcs. PER BOX
7090T	10'	30



#0913 - 1½" R. BULLNOSE 2 WAY CORNER

#0914 - 1½" 3 WAY OUTSIDE CORNER

#0915 - 1½" R. BULLNOSE 3 WAY INSIDE CORNER


#0916 - 1½" R. BULL ADAPTER

#0934 - 1½" OFF ANGLE 2 WAY CORNER

- 0913 is designed to finish two 1½" Bullnose Outside Corners meeting at a 90° angle.
- 0914 finishes three 1½" Bullnose Outside Corners that adjoin at a 90° angle.
- 0915 finishes three 1½" Bullnose Inside Corners that adjoin at a 90° inside angle.
- 0916 adapts a 1½" Bullnose Outside Corner to any square base.
- 0934 finishes two 1½" Bullnose Outside Corners meeting at 135°.

STOCK No.	Pcs. PER BOX
0913M	10
0913	50
0914M	10
0914	50
0915M	10
0915	50
0916M	10
0916	35
0934M	10
0934	50

U.S. PATENTS #6,360,503



Step A Bull


- New Bullnose with Revealed Edge
- Creates a sharp, attractive detail
- Crisp edge for precise paint transitions
- Beautiful when creating columns, skylights, soffits & niches

U.S. PATENT #D601,274

350 STEP A BULL

- The 350 Step A Bull offers the same great look of its larger cousins and is perfect for details like soffits, niches or doorways.
- Use 350 Step A Bull everywhere to prevent inconsistent shadows that can occur from over-sanding a regular bullnose.
- Free Cleaning tool & Miter Marker Included.

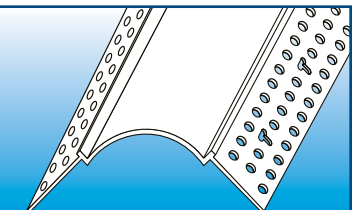
STOCK No.	LENGTH	Pcs. PER BOX
7038	8'	20
7030	10'	20



3/4" R. STEP A BULL

- The 3/4" R. Step A Bull features a 3/4" radius and 3/16" deep steps on either side of the bullnose to create a sharp attractive corner detail.
- Perfect for outside corners, but is especially beautiful when creating decorative columns, soffits & niches.
- Free Cleaning tool & Miter Marker Included.

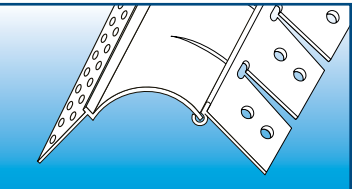
STOCK No.	LENGTH	Pcs. PER BOX
7048	8'	15
7040	10'	15



3/4" R. STEP A BULL ARCH

- Introducing the world's first ever, Step A Bull Arch.
- Innovative 2 part sliding design comes pre-assembled to speed installation.
- Designed to finish an inside radius as small as 15".

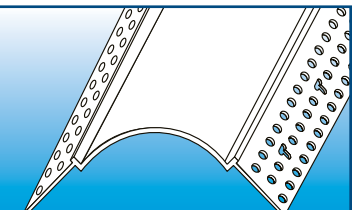
STOCK No.	LENGTH	Pcs. PER BOX
7148	8'	10
7140	10'	10



1 1/2" R. STEP A BULL

- The 1 1/2" R. Step A Bull features a 1 1/2" radius and 3/16" deep steps on both sides of the bullnose to create a sharp attractive corner detail.
- Perfect for any outside corner, but is especially beautiful when creating decorative columns and soffits.
- Free Cleaning tool & Miter Marker Included.


STOCK No.	LENGTH	Pcs. PER BOX
7058	8'	10
7050	10'	10




3 WAYS & BASE ADAPTERS FOR 350, 3/4" & 1 1/2" STEP A BULL


- The Step Adapter is designed to create a transition to a standard 90° outside corner to allow you to use standard outside miters on baseboards and crown moldings.
- 990, 991 & 992 Made of high quality poplar wood.
- Injection molded base adapters and 3 ways are now available for 3/4" & 1 1/2" Step A Bull.

STOCK No.	STYLE	Pcs. PER BOX
990	350 WOOD ADAPTER	20
991	3/4" WOOD ADAPTER	20
992	1 1/2" WOOD ADAPTER	10
993	3/4" STEP ADAPTER	15
994	1 1/2" STEP ADAPTER	15
995	3/4" STEP 3 WAY	15
996	1 1/2" STEP 3 WAY	15






3 1/2" Crown Molding



3 3/4" CROWN MOLDING

- This elegant product includes all of the design, engineering and ease of installation as the 3 1/2" and 2 1/2" Crown Molding. Combine with Decorative L Beads & layers of drywall, for bigger sizes and endless design possibilities.
- All Trim-Tex Crown Moldings are designed with a built in expansion, better than wood.


STOCK No.	LENGTH	Pcs. PER BOX
6310	10'	8
6312	12'	8



3 1/2" CROWN MOLDING

- This larger, very classy looking crown molding perfectly matches the 2 1/2" crown molding. The profiles of both moldings are similar, making the larger molding look like a custom built up crown detail. Combine with Decorative L Beads & layers of drywall, for bigger sizes and endless design possibilities.
- Built in expansion control.

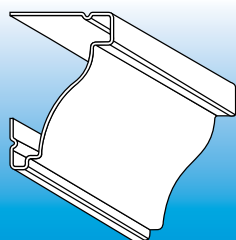
STOCK No.	LENGTH	Pcs. PER BOX
6210	10'	8
6212	12'	8



2 1/2" CROWN MOLDING

- The 2 1/2" Crown Molding features a modern, elegant design. This decorative molding is made from vinyl specially formulated for this line of products.
- Built in expansion control.

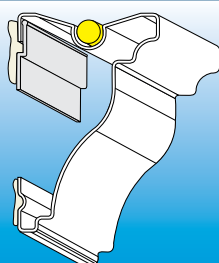
STOCK No.	LENGTH	Pcs. PER BOX
6110	10'	15
6112	12'	15



3 1/2" GLUE ON CROWN MOLDING

- Simple to use, no mudding needed.
- Installs with #700 or #710 adhesive caulk.
- Low cost upgrade without repainting room.
- Comes with 4 tubes of #700 or #710 Adhesive Caulk.
- Built in expansion control.

STOCK No.	LENGTH	Pcs. PER BOX
6410	10'	8



5" GLUE ON CROWN MOLDING (WITH ROPE LIGHT CHANNEL)

- First contractor grade crown to include built in rope light channel.
- Hanging clip system simplifies install.
- Comes with 4 tubes of #700 or #710 Adhesive Caulk.
- Works with standard 1/2" rope light or LED lighting strips.
- Light Not Included.

STOCK No.	LENGTH	Pcs. PER BOX
6450	10'	4

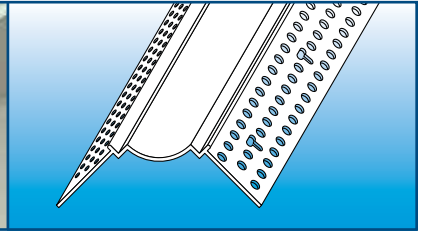
Do you need to create a crown molding detail that goes around a curved wall?

Resinart can create a custom piece to match any Trim-Tex Crown Molding. Contact Resinart directly for more details. www.resinart.com

NICHE BEAD STYLE 641

- Niche Bead is designed to create an attractive inside cove on any niche, skylight or decorative soffit.

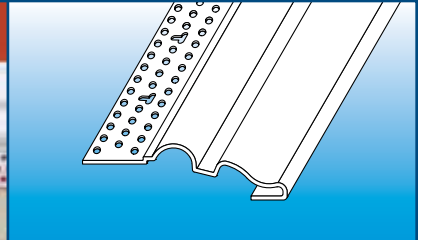
STOCK No.	LENGTH	Pcs. PER BOX
64110	10'	15



DECORATIVE L BEAD STYLE 681

- This Decorative L Bead is perfect for wainscoting, decorative casing details around window and door frames as well as drywall layering details.

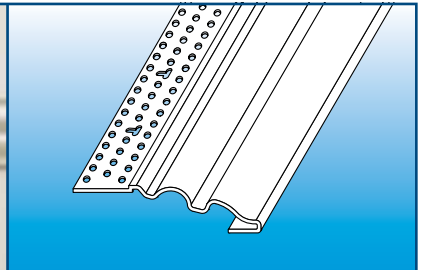
STOCK No.	SIZE	LENGTH	Pcs. PER BOX
68110	1/2"	10'	25
68120	5/8"	10'	25



DECORATIVE L BEAD STYLE 691

- This Decorative L Bead is perfect for wainscoting, decorative casing details around window and door frames as well as drywall layering details.

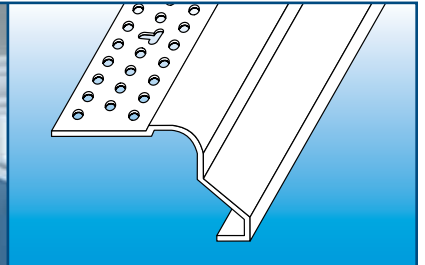
STOCK No.	SIZE	LENGTH	Pcs. PER BOX
69105	1/2"	10'	25
69110	5/8"	10'	25



Double 1/2" Decorative L Bead Style 651

- This decorative L Bead is designed to finish two layers of 1/2" drywall stacked together.

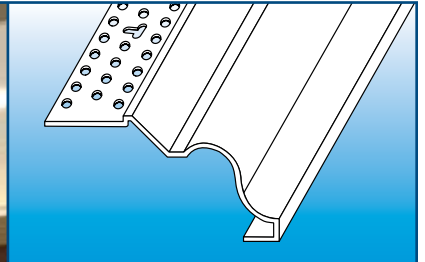
STOCK No.	LENGTH	Pcs. PER BOX
65110	10'	25



DOUBLE 5/8" DECORATIVE L BEAD STYLE 661

- This decorative L Bead is designed to finish two layers of 5/8" drywall stacked together.

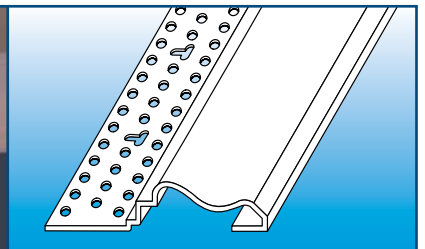
STOCK No.	LENGTH	Pcs. PER BOX
66110	10'	25



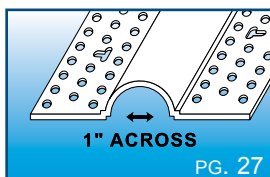
DECORATIVE CHAIR RAIL STYLE 671

- This Decorative Chair Rail is designed to be mounted flat to the drywall surface. A great way to add an accent without additional drywall.

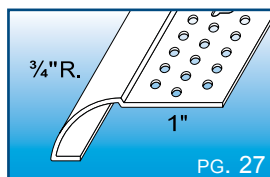
STOCK No.	LENGTH	Pcs. PER BOX
67110	10'	20



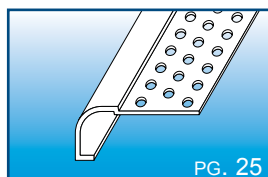
OTHER DECORATIVE L BEADS



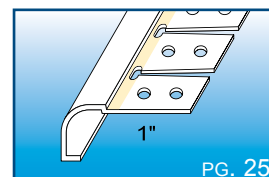
BULL-RAIL STYLE 672



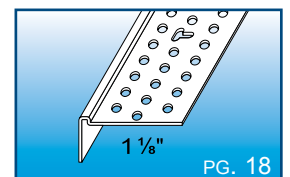
3/4" RADIUS J ROUND



350 BULL™ L BEAD

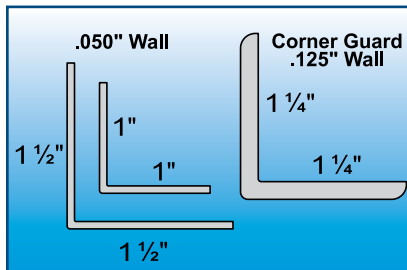


350 BULL ARCH L BEAD



L BEAD

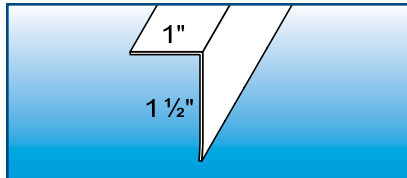
32 Prefinished Wallboard & Access Door Beads



L ANGLES

- Protects square wall corners.
- Available in white and colors listed to the right.

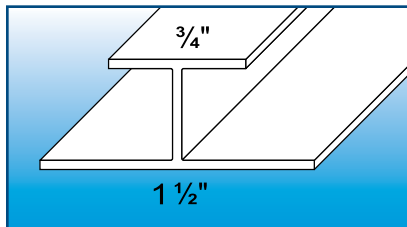
STOCK No.	SIZE	LENGTH	PCS. PER BOX
8110	1"	10'	100
8210	1½"	10'	50
8214	1½" (BRONZE)	10'	50
8310	C. GUARD	10'	30
8305	C. GUARD (CLEAR)	10'	30



DRIVE IN BEAD

- Drive in Bead is an inexpensive way of finishing office partition walls.
- Available in white and bronze.

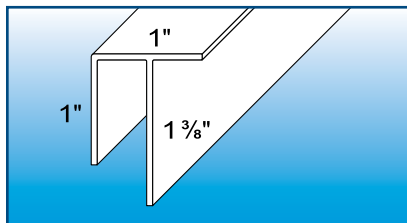
STOCK No.	LENGTH	PCS. PER BOX
8250 (WHITE)	10'	30
8254 (BRONZE)	10'	30



H BEAD

- Used for joining prefinished wall panels.
- White only.

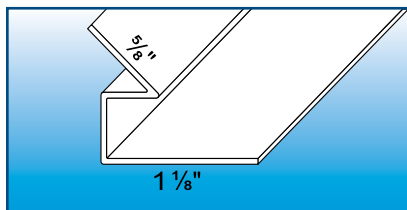
STOCK No.	SIZE	LENGTH	PCS. PER BOX
8410	½"	10'	30
8510	¾"	10'	30
8608	1"	8'	15
8610	1"	10'	15



F BEAD

- Outside Corner for joining prefinished wall panels.
- White only.

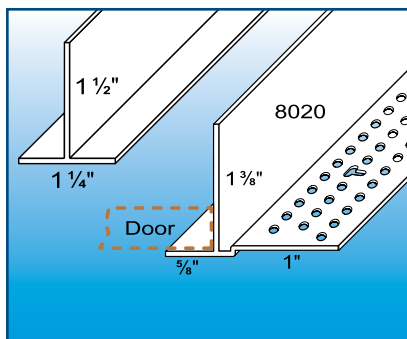
STOCK No.	SIZE	LENGTH	PCS. PER BOX
8710	½"	10'	24
8720	5/8"	10'	24
8730	¾"	10'	24



INSIDE CORNER

- Inside Corner for joining prefinished wall panels.
- White only.

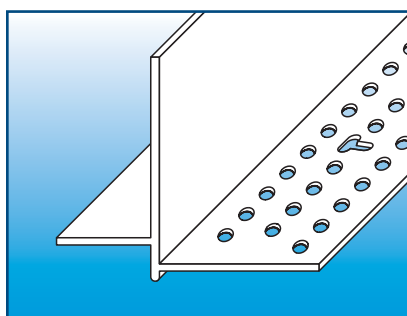
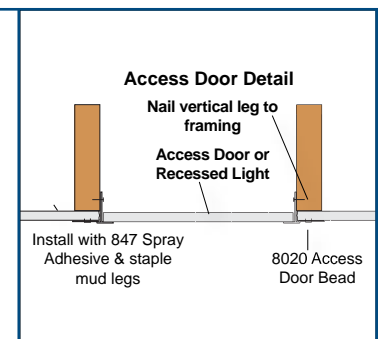
STOCK No.	SIZE	LENGTH	PCS. PER BOX
8810	½"	10'	50
8820	5/8"	10'	50



ACCESS DOOR BEADS (ORIGINAL)

- Designed for finishing drywall around access doors.
- Provides a flange for access door to rest on.
- 8010 has an exposed flange.
- 8020 is extra thick and has a mud leg for easy finishing.

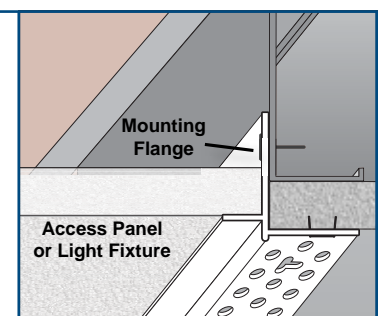
STOCK No.	LENGTH	PCS. PER BOX
8010	10'	20
8020	10'	12



ARCHITECTURAL ACCESS DOOR BEAD

- Designed with subtle ¼" step
- Can be used to trim 2 X 2 commercial light fixtures when installed in drywall ceiling.
- See more details and photo on pg. 11

STOCK No.	LENGTH	PCS. PER BOX
AS8020	10'	12



Pro Series Auto Mixer



***Mix Drywall Compounds & Exterior
Acrylic Finishes Hands Free***

Saves Time

Hands/Feet Free

No Shoulder or Back Pain

***No Out of Control
Spinning Buckets***

Includes

- Heavy Duty Variable Speed Drill
- Triple Gear Reduction
- Stainless Steel Bracket
- Mixing Paddle
- 5 Gallon Bucket



Creates consistently creamy finishing material, ready for application.



Stock No.	DESCRIPTION	Pcs. Per Box
750	US	1
751	CANADA	1

34 Abrasive Products



PATENT# D480,619

DUAL ANGLE DUAL GRIT SANDING BLOCK

The Trim-Tex Dual Angle Dual Grit Sanding Block is 40% larger than standard blocks. Measuring in at 5" x 3 1/4" this premium sanding block features two tapered edges to simplify corner sanding and radius edges to prevent gouging and scuffing of compound.

RADIUS EDGE PREVENTS SCUFFING

STOCK No.	GRIT	Pcs. PER BOX
885	MEDIUM/FINE	24
885-BULK	MEDIUM/FINE	100
885-IND*	MEDIUM/FINE	24
885F	FINE/FINE	24
885F-BULK	FINE/FINE	100

*ALSO AVAILABLE INDIVIDUALLY SLEEVED



PATENT# D480,619

SINGLE ANGLE SANDING BLOCK

The Single Angle Sanding Block is also 40% larger than standard blocks and features a steep tapered edge to simplify corner sanding and the Trim-Tex exclusive radius corner. The radius corner prevents scratching and gouging of the drywall compound while the tapered edge prevents unintentional sanding of the opposite wall. Available in medium and fine grits.

RADIUS EDGE PREVENTS SCUFFING

STOCK No.	GRIT	Pcs. PER BOX
888F	FINE	24
888F-BULK	FINE	100
888F-IND*	FINE	24
888M	MEDIUM	24
888M-BULK	MEDIUM	100
888M-IND*	MEDIUM	24

*ALSO AVAILABLE INDIVIDUALLY SLEEVED



PATENT# D480,619

STANDARD SANDING BLOCK

Trim-Tex now offers a standard size sanding block. The block measures 2 3/4" x 1" x 4" and is available in medium and fine grits. The block also features the Trim-Tex exclusive radius edge which prevents unwanted scuffing and gouging of the drywall compound.

RADIUS EDGE PREVENTS SCUFFING

STOCK No.	GRIT	Pcs. PER BOX
883F	FINE	24
883F-BULK	FINE	180
883M	MEDIUM	24
883M-BULK	MEDIUM	180



DETAIL SANDER

Black Widow Detail Sander provides a larger sanding surface, new shape increases grip and feel and is great for inside corners or tight areas. Fine grit only.

STOCK No.	Pcs. PER BOX
590	12 PC. DISPLAY BOX



SANDING SPONGES

The Trim-Tex sanding sponge is a 4" x 5" flexible pad with a fine grit. It easily conforms to all Bullnose and Chamfer Beads for perfect detail sanding. Use to finish the transition between vinyl beads and injection molded corners. Also great for light sanding of 3/4" & 1 1/2" Archway Bullnose beads. Fine grit only.


STOCK No.	Pcs. PER BOX
881	50 PC. DISPLAY BOX
881-BULK	250 PC BULK BOX



RADIUS 360° SANDING TOOL & ACCESSORIES

The Radius 360° Sanding Tool features a full 9" diameter, die-cast aluminum head with wide pivot brackets giving the tool unique side-to-side, up and down, and circular mobility.

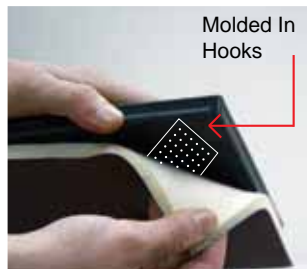
STOCK No.	DESCRIPTION	UNITS PER BOX
360	RADIUS 360 SANDING TOOL	6
360-PWRPD	9" POWER PAD	6
362	RADIUS 360 STD. FOAM REPLACEMENT PAD	6
364	360 THIN FOAM REPLACEMENT PAD	6
365-80	360 SANDING DISC 80 GRIT	100
365-100	360 SANDING DISC 100 GRIT	100
365-120	360 SANDING DISC 120 GRIT	100
365-150	360 SANDING DISC 150 GRIT	100
365-180	360 SANDING DISC 180 GRIT	100
365-220	360 SANDING DISC 220 GRIT	100
365-240	360 SANDING DISC 240 GRIT	100



BLACK WIDOW PRO SERIES

#540 PRO SERIES SANDER

- Made In The U.S.A.
- No-flip design.
- With 60% larger sanding surface, tool = less operator fatigue.
- Sand wide seams and into the corners with one tool.
- Hook design molded into the tool.
- All in one foam & grit quick change system means no separate costly foam pads to wear out.




U.S. PATENT # D 590,684

STOCK No.	DESCRIPTION	Pcs. PER BOX
540	#540 PRO SERIES SANDER	4

#540P PRO SERIES SANDER & POLE

- 540 Pro Series Sander
- 48" Aluminum Pole (#373)

STOCK No.	DESCRIPTION	Pcs. PER BOX
540P	#540P PRO SERIES SANDER & POLE	6



#540 SANDING PADS

- 60% Larger Sanding Surface.
- 1 Piece Quick Change System.
- Heavy Duty Tear Resistant Abrasive Cloth.
- New Foam With Every Abrasive Change.
- All In One Foam & Grit Technology Out Performs Competitors Costly Multi-Layered Design.

STOCK No.	GRIT	Pcs. PER BOX
550-80	80 GRIT	16 (4 PACKS OF 4)
550-100	100 GRIT	16 (4 PACKS OF 4)
550-120	120 GRIT	16 (4 PACKS OF 4)
550-150	150 GRIT	16 (4 PACKS OF 4)
550-180	180 GRIT	16 (4 PACKS OF 4)
550-220	220 GRIT	16 (4 PACKS OF 4)



SANDING POLES

- Trim-Tex stocks a variety of standard wood & extension poles for use with the 540 Pro Sander.
- Use the 380 pole adapter when using the 540 Pro Sander with Warner extension poles.

STOCK No.	DESCRIPTION	UNITS PER BOX
373	ALUMINUM SANDING POLE 48"	10
374	ALUMINUM SANDING POLE 72"	10
375	WARNER BLUE ADJUSTABLE STEEL POLE, 4'- 6.5'	10
376	WARNER YELLOW HEAVY DUTY ADJUSTABLE POLE 3'-6"	6
380	POLE ADAPTER	10



36 Installation Products

847™ SPRAY ADHESIVE



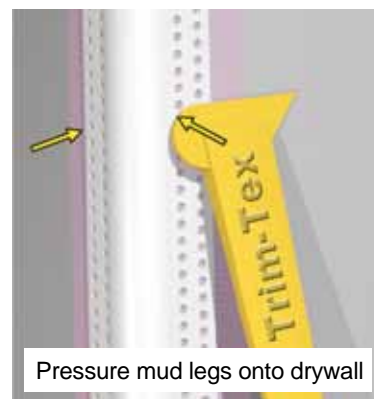
847 Spray Adhesive is a high tack, pressure sensitive spray adhesive specifically designed and tested by our engineers to be used with Trim-Tex vinyl beads.

Trim-Tex 847 is a must for installing expansion products such as Magic Corner, Hideaway Expansion and 093V Expansion.

Apply 847 to drywall and/or mud legs. Install bead immediately and pressure the mud legs onto the drywall.

Stock No.	Pcs. PER BOX
847M	1 CASE = 4 CANS
847	1 CASE = 12 CANS

Canadian customers please order 847C.



Pressure mud legs onto drywall



848™ CITRUS CLEANER

848 Citrus Cleaner is designed to remove adhesive overspray from Trim-Tex vinyl beads and other building materials.

Stock No.	Pcs. PER BOX
848	1 CASE = 6 CANS



MUD-MAX

- Mud-Max is designed to improve the strength and adhesive performance of all drywall compounds, textures and plaster products.
- Mud-Max is a unique formulation containing over 60% adhesive polymer by weight.
- Perfect when bonding paper, metal or vinyl beads to drywall and applying plaster products onto metal or vinyl beads.
- One Gallon of Mud-Max will treat up to 16 boxes of compound while improving the workability and smoothness.
- Don't just thin down your compound with water, give it a boost with Mud-Max.

Stock No.	Pcs. PER BOX
851M	1 CASE = 4 PINTS
850	1 CASE = 4 GALLONS
851	1 CASE = 12 PINTS

New



BONDAFLEX #700 ADHESIVE CAULK

Use 700 to install Trim-Tex Crown Moldings, Chair Rails and other Decorative L Beads. See product installation instructions for more details. The 700 is also an acrylic paintable caulk that accepts interior latex based paints. Bondaflex 700 is for interior use only.

Stock No.	Pcs. PER BOX
700M	1 CASE = 4 TUBES
700	1 CASE = 24 TUBES

Same formula as #710 Caulk

New



CAMIE 373 SPRAY ADHESIVE & TEXTURE PREP

- Not all texture products are designed equally. In house testing has shown that some texture products adhere poorly to certain beads. Spray a light coat over the bead to significantly increase the bonding power of any texture product.
- Camie 373 is also a great all purpose job site adhesive.

Stock No.	Pcs. PER BOX
837M	1 CASE = 4 CANS
837	1 CASE = 12 CANS

Same formula as Tex 11

BLADERUNNER By: GOLDBLATT TOOLS

- Cutting time is reduced in half compared to a standard utility knife.
- Cuts curves, straights and corners in one easy application.
- Consistently clean and neat edges.
- Long lasting blades cut over 3,700 feet.
- Also ideal for straight cuts with most performance boards.
- Cuts ½", ⅝" and exterior drywall.

Stock No.	Pcs. PER BOX
G15850	1 BLADERUNNER
G15855	6 PACK REPLACEMENT BLADES



SUPER SURE SHOT STAPLE GUN

The Super Sure Shot hand staple gun is a heavy duty industrial quality staple gun with fully adjustable power setting, and a unique jam clear mechanism.

STOCK No.	Pcs. PER BOX
866-IND	1 HAND STAPLE GUN



PNEUMATIC STAPLE GUN

- Install beads at 10 times the speed with our light-weight pneumatic staple gun.
- Designed to be used with 1/2" divergent staples.

STOCK No.	Pcs. PER BOX
867	1 PNEUMATIC STAPLE GUN



ELECTRIC STAPLE GUN

- Install beads at 10 times the speed with our electric staple gun.
- Designed to be used with 1/2" divergent staples.
- Storage case included.

STOCK No.	Pcs. PER BOX
868	1 ELECTRIC STAPLE GUN



1/2" DIVERGENT STAPLES

1/2" divergent staples are designed to splay outward as they enter the drywall increasing holding power. Packaged 5000 pcs. per pack in case quantities as shown.

STOCK No.	Pcs. PER BOX
860M	1 PACK = 5000 STAPLES
860	1/2 CASE = 10 PACKS
861	1 CASE = 20 PACKS



3/4" R. BULLNOSE CLEANING TOOL #0929

The Bullnose Cleaning Tool is designed to clean compound from the Trim-Tex 3/4" R. Bullnose Outside Corner & 3/4" R. Outside Splayed Bullnose Corner. One quick & efficient tool minimizes sanding on the radius of the bead. Made of long lasting polypropylene, the tool radius actually improves with use.

STOCK No.	SIZE	Pcs. PER BOX
0929	3/4"	10



3/4" & 1 1/2" ARCHWAY BULLNOSE FINISHING TOOL

Finishing archway bullnose has just gotten easier. Use this quality tool with each coat of mud to wipe the radius of 3/4" & 1 1/2" R. Bullnose Archway Corners. The tool cleans off the excess compound while helping to fill the slots with mud as shown to the left.

STOCK No.	SIZE	Pcs. PER BOX
0928M	3/4"	5
0928	3/4"	12
0927	1 1/2"	5



38 Backing Products



BUTTBOARD™ DRYWALL BACKER


- Perfectly flat ceilings and walls at all butt joints.
- Innovative product pulls back the edges of the cut end of the drywall creating a tapered edge.
- Newly formed tapered edge finishes faster and uses less joint compound.
- Eliminates back breaking and expensive use of 16' long drywall.
- Installs easily with drywall screws.

STOCK No.	LENGTH	Pcs. PER BOX
825	48"	12
826	54"	12

Available in 500pc skid quantities
Custom Skids Available

825S	48"	500
826S	54"	500

Top Profile




BACKERBOARD™

- Backerboard is a high strength plywood backing product that allows you to attach cabinets, shelves, grab rails or just about anything else you want to hang on or attach to a wall.
- Installs inside the wall cavity, not over the studs, resulting in a perfectly flat wall.

STOCK No.	LENGTH	Pcs. PER Box
830	4 1/8" x 16" FIRE TREATED	20
831	4 1/8" x 16" STANDARD	20
832	4 1/8" x 24" FIRE TREATED	20
833	4 1/8" x 24" STANDARD	20
830XT	8 1/2" x 16" FIRE TREATED	10
832XT	8 1/2" x 24" FIRE TREATED	10

CUSTOM SKIDS AVAILABLE, MINIMUM 100 Pcs

830PC	4 1/8" x 16" FIRE TREATED	1
830XTPC	8 1/2" x 16" FIRE TREATED	1
832PC	4 1/8" x 24" FIRE TREATED	1
832XTPC	8 1/2" x 24" FIRE TREATED	1



DRYWALL SHIM ON A ROLL

- Straightens uneven framing before hanging drywall.
- Flat walls simplify cabinet installation saving time and money.
- Vinyl shim is pre-scored every 18" and simply snaps off to desired length.
- Shims stack up to increase thickness for different sized gaps.
- Engineered holes allow stud adhesive to penetrate to framing.
- Available in 1/8" & 1/16" thickness.

STOCK No.	SIZE	LENGTH	Pcs. PER Box
970	1/16"	150'	6
971	1/8"	85'	6



Trim-Tex... Master Distributor of North Safety Products

Due to the expanded concern for on-the-job safety and health issues, Trim-Tex offers a select line of protective products that help improve productivity and add to increased bottom line profits.

For more than 75 years, North Safety has been recognized as a leading safety manufacturer. Providing the broadest line of personal protective equipment. North's history of product innovation is in the forefront of the industry.

We are proud to offer this line of safety products to complement our industry leading line of drywall finishing products, all available from your one source.....Trim-Tex, Inc.



by Honeywell

DISPOSABLE PARTICULATE RESPIRATOR #6130N95 (Good)

This disposable mask provides protection from dust, mist and fumes at an economical price. The mask features a foam nose pad and latex free straps. Use in dusty environments that are free from oil.

NIOSH Approved. 30 respirators per box.

STOCK No.	QTY. (Pcs.)	PACKAGING
6130N95 T	30	1 BX OF 30
6130N95	300	10 BXS OF 30



DISPOSABLE PARTICULATE RESPIRATOR #7130N95 (BETTER)

North Safety Products has designed and engineered this respirator to provide exceptional comfort and worker protection. It features a soft, cushioned nose seal for added comfort and a curved nose clip for improved fit. The head straps are latex free.

NIOSH Approved. 20 respirators per box.

STOCK No.	QTY. (Pcs.)	PACKAGING
7130N95 T	20	1 BX OF 20
7130N95	240	12 BXS OF 20



DISPOSABLE PARTICULATE RESPIRATOR #7140N95 (BEST)

This is the best disposable respirator we offer. This respirator has all the great features of the 7130N95 with the addition of a built-in exhalation valve for cooler and easier breathing.

NIOSH Approved. 10 respirators per box.

* WITH EXHALATION VALVE

STOCK No.	QTY. (Pcs.)	PACKAGING
7140N95 T	10	1 BX OF 10
7140N95	100	10 BXS OF 10



GLOVES WITH GRIP DOTS

These economical gloves are lightweight and are made from knit polyester 65% and cotton 35%. A dotted coating improves grip and durability. The reversible style can be worn on either hand giving you four working surfaces instead of two.

STOCK No.	SIZE	QTY. (Pcs.)	PKG
K311-12	XL	12	1 PK OF 12



DURO TASK GLOVES Trim-Tex's Best Selling Glove!

Rubber coated gloves are an economical alternative to nitrile coated gloves. These gloves feature a seamless liner that provides superior comfort and lessens hand fatigue. The unique textured finish provides a sure grip on objects. Gloves are coated on the fingertips and thumb crotch to minimize wear on high stress areas.

STOCK No.	SIZE	QTY. (Pcs.)	PACKAGING
NF14/8M-12	M	12	1 PK OF 12
NF14/9L-12	L	12	1 PK OF 12
NF14/10XL-12	XL	12	1 PK OF 12



CAUTION: This product contains natural rubber, latex proteins which may cause allergic reactions in some individuals.



LASTS **3X** LONGER™

BI-METAL BLUE BLADE™ UTILITY BLADES

- UNBREAKABLE: Spring steel body delivers superior flexibility to prevent breaking.
- LASTS 3X LONGER: High speed steel cutting edge stays sharp longer than traditional carbon utility blades.
- Fits most utility knives.

STOCK No.	DESCRIPTION	QTY. PER CTN
2084100	5-PACK IRWIN BLUE BLADE™	5 PKGS OF 5
2084300	50-PACK IRWIN BLUE BLADE™	5 PKGS OF 50
2084400	100-PACK IRWIN BLUE BLADE™	5 PKGS OF 100



ProTouch™
FIXED KNIFE

LASTS **3X** LONGER™

ProTouch™ KNIFE

- ProTouch™ ergonomic grip.
- Optimized cutting angle for reduced fatigue.
- Easy tool-free entry.
- Features inside storage for up to 5 blades.
- Includes 3 IRWIN BLUE BLADE™ Bi-Metal Utility Blades.

STOCK No.	DESCRIPTION	QTY. PER CTN
2081200	ProTouch™ FIXED KNIFE	5
2082200	ProTouch™ RETRACTABLE KNIFE	5



LASTS **3X** LONGER™

IRWIN FOLDING KNIFE

- Blue Blade Technology
- Wire Stripper Notch
- Wide Thumb Ledge
- Quick Change Button
- Locking Release

STOCK No.	DESCRIPTION	QTY. PER CTN
2089100	ProTouch™ FOLDING KNIFE	10



TORSION **3X** LIFE

PHILLIPS® HEAD INSERT BITS

- Cold forged cylindrical body absorbs higher torque load.
- Cold forged bit for better fitment & less cam out.
- Fewer stripped screws.

STOCK No.	DESCRIPTION	QTY. PER CTN
3053003	#2 PHILLIPS® HEAD 1" BITS	10 PKGS OF 20



IRWIN AVIATION SNIPS

- Cold-formed blades are 44% stronger, and requires 25% less cutting force.
- 12 gauge alloy steel spines provide increased rigidity and less flexing.
- Lower serrated blade grips material for a smoother cut with no double-marked edges.
- Great for cutting all drywall beads.

STOCK No.	DESCRIPTION	QTY. PER CTN
2073113	AVIATION SNIPS	5



ProTouch™ DRYWALL/JAB SAW

- Ergonomic ProTouch™ handle grip
- Thick-Body™ (1.5mm) blade
- Aggressive Tri-Ground™ teeth

STOCK No.	DESCRIPTION	QTY. PER CTN
2014100	ProTouch™ DRYWALL JAB SAW	4



25' TRIM-TEX TAPE MEASURE

- Positive Action Toggle Lock - for fast and easy blade locking.
- 25' Tape Measure with inches, feet and fraction markers.

STOCK No.	DESCRIPTION	PACKAGING
212	25' x 1"	6



Courtesy of Randall Taylor



Courtesy of Dave Murphey



Courtesy of Randal Taylor



Courtesy of Dave Murphey





Courtesy of Angel Hernandez



Courtesy of Damon Miller



Courtesy of Myron Ferguson



44 Team Trim-Tex



DEDICATED

PROFESSIONALISM

TEAM TRIM-TEX

Our team members stand ready to service your needs, engineer, manufacture, and ship to you the highest quality products for drywall finishing. Make us part of your team.

Proud US Manufacturer

CONSISTENT

HIGH QUALITY PRODUCTS

100 % IN STOCK FOR OVER 40 YEARS

How many companies can live up to that guarantee? For over 40 years we have achieved our commitment of having every item in our catalog in stock and ready to ship.



TRIM-TEX READY WHEN YOU ARE



EXCELLENT

CUSTOMER SERVICE

SAME DAY SHIPPING

Our award winning, friendly, knowledgeable customer service staff will make sure your order is handled quickly, from the moment you place your order to when it arrives at your door.

California Distribution Facility



1487 N. Main St.
Orange, CA 92867

Open Monday - Friday
6:00am - 4:00pm PST

100% In Stock on all
Trim-Tex products

Will Call counter for
same day pick up.

Faster shipping west of
the Rockies.

Convenient access
from I-5



TRADEMARKS

Trim-Tex, Drywall Art, Pullaway, Tear Away, EZ Tray, Mud Set Beads, Step a Bull, Auto Mixer, Chamfer Bead, Chamfer Stop, Chamfer 3 Way, Chamfer Marker, 350 Chamfer Bead, 350 Chamfer Arch, Magic Corner, Hideaway, 093V, Fast Cap, Mud On, Flex-Grid Angle, 350 Bull, 350 Bull Arch, Miter Marker, Mud Max, Black Widow, Step A Bull, Arch Plus, 847, TEX11 and 848 are trademarks of Trim-Tex, Inc. Backerboard and Buttbord are trademarks of BBI Inc. Irwin is a trademark of Irwin Industrial Tools. North is a trademark of Honeywell. Liquid Nails is a trademark of The Glidden Company. Super Sure Shot and Duo-Fast are trademarks of Duo-Fast.

CUSTOM EXTRUSIONS

FREE TOOLING! Trim-Tex has eliminated tooling fees for custom shapes and sizes. Call for details and a personalized quote.

WARRANTY

Trim-Tex, Inc. warrants that the products manufactured by Trim-Tex to be free from manufacturing defects when installed in accordance with the guidelines and instructions, where indicated, and in accordance to the customary and ordinary standards of the industry. Trim-Tex, Inc.'s sole responsibility shall be for the replacement of product only, when it has been determined by Trim-Tex, Inc. that the product was defective as a result of manufacturing and not as a result of improper installation or handling. Trim-Tex assumes no liability or responsibility for any direct, indirect or consequential damages that may arise from the use of any product manufactured by Trim-Tex. Trim-Tex assumes no responsibility for any defective product not manufactured by Trim-Tex in which a product of Trim-Tex is attached to or made a part of said product. Neither Trim-Tex, its officers, agents or employees have the authority to make any other warranty either orally or in writing.

AWARDS AND MEMBERSHIPS

Trim-Tex is a preferred vendor of L&W, The Drake Group, Amarok, Phoenix Cooperative Inc. and Allied. Trim-Tex is the proud recipient of Vendor of the Year for 2002 and 2006 from Amarok. Trim-Tex is also the proud recipient of the 2004 Outstanding Corporate Citizen Award from the Lincolnwood Chamber of Commerce and 1998 Award for Outstanding Ethical Behavior in Business Practices sponsored by the American Society of CLU & ChFC and The University of Illinois at Chicago School of Business Administration. Trim-Tex is also a recipient of the 1999 Manufacturing Counts award sponsored by Crain's Chicago Business and the Illinois Institute of Technology. Trim-Tex is also a proud member of the following organizations: AIA The American Institute of Architects California Council, AWCI Assoc. of the Wall & Ceiling Industries, CAWCC Chicagoland Assoc. of Wall & Ceiling Contractors, CISCA Ceiling & Interior Systems Construction Assoc., CSI Construction Specifications Institute, DISCA Drywall & Interior Systems Contractors Assoc., FWCI Foundation of the Wall & Ceiling Industry, GDCNI Gypsum Drywall Contractors of Northern Illinois, Home Builders Association of Chicago, IMA Illinois Manufacturers Assoc., NAHB National Assoc. of Home Builders, NAM National Assoc. of Manufacturers, NIHBA Northern Illinois Home Builders Association, and the Northwest Wall & Ceiling Bureau.



Two Sites, All Drywall

www.trim-tex.com

**Product Information
Technical Documents
Dealer Locator
Drywall's Corner**



www.drywallart.com

**Galleries
Drywall Artist
Design & Training Center**



**DRYWALL
ART.com**
Trim-Tex

Distributed by:

